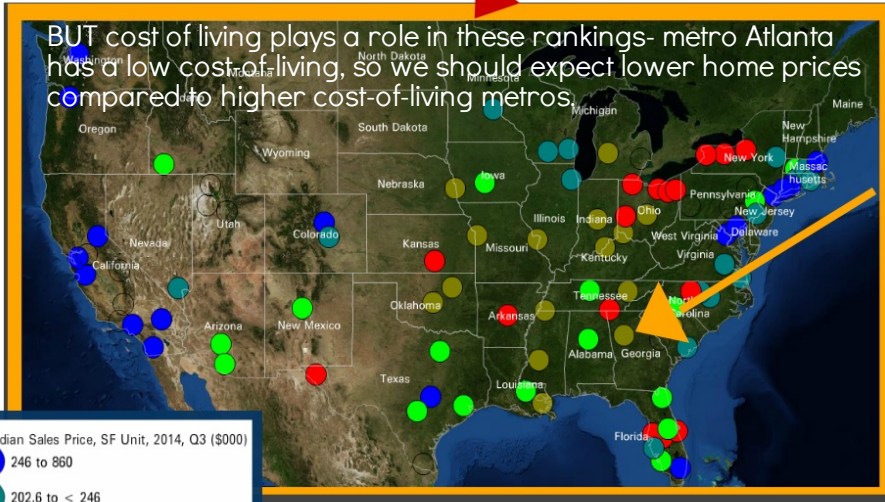




Overall home prices and values in Metro Atlanta are relatively low when compared to other metro areas....



For the median sale price of a home, Metro Atlanta ranks near the **Bottom** (in the second lowest tier) among the 100 largest metros in the nation..

From 2013-2014, Atlanta experienced one of the **largest increases** in median sales price in the nation, up some 10%!

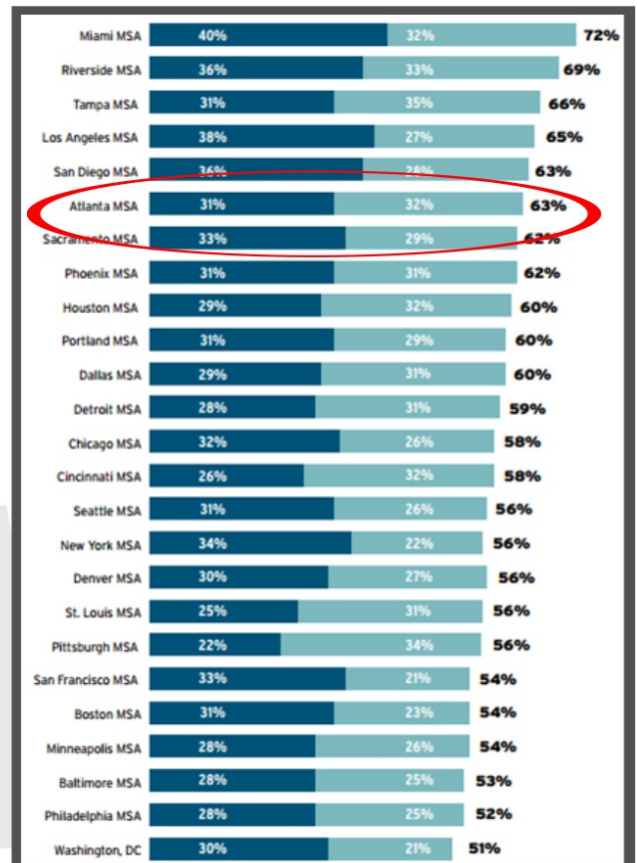


In Quarter 3, 2014, metro Atlanta's median sales price for a single family unit was **\$167,500**

Transportation plays a key role in assessing overall affordability.....

According to the The Center for Neighborhood Technology, metro Atlanta has the **6th worst** affordability among the 25 largest metros for "moderate-income" households.

Housing+Transportation Costs for "Moderate-Income" Households



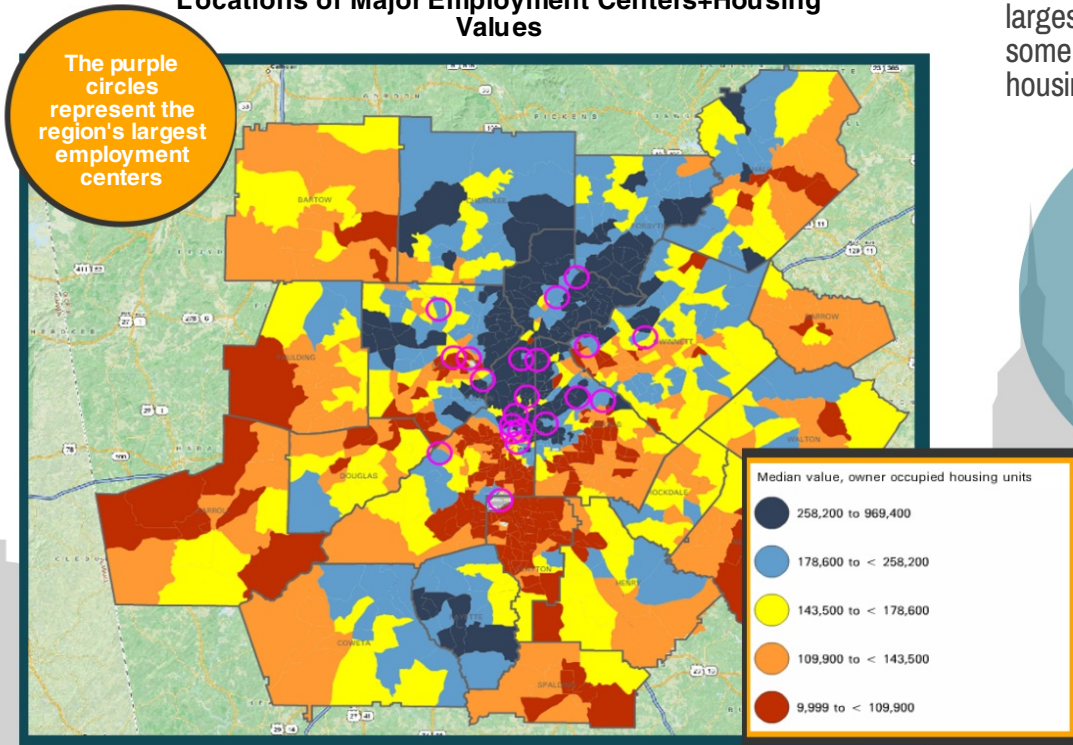
The center for Neighborhood Technology suggests a threshold of no more than 45% of income be spent on transportation and housing costs

Often, most affordable housing options are located far away from key job centers. Thus, when the additional transportation costs are added to housing costs, the more suburban or exurban housing choice becomes less affordable.



At the neighborhood level, affordability is determined by a multitude of factors, including simple supply and demand near job centers....

Locations of Major Employment Centers+Housing Values



In the Atlanta region, many of the largest employment centers also have some of the region's most expensive housing.

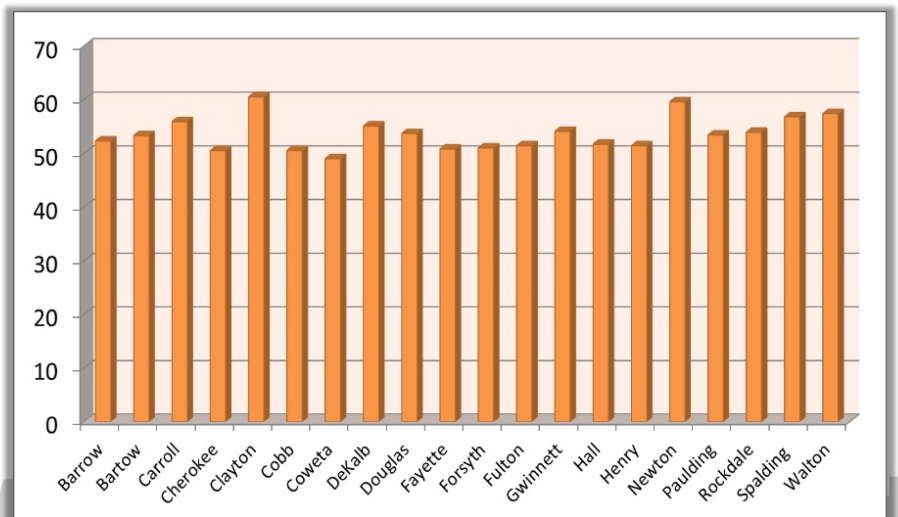
A lack of housing options in these areas drives up the prices.

Renters have a particularly hard time finding affordable options.

The average-priced 2 BR apartment often **CONSUMES MORE THAN 60%** of the average renter's income, NOT factoring in increased transportation costs.

In metro Atlanta, lower income households often have to spend well over 30% of their income on housing costs.

Renters spending more than 30% of income on housing costs



About the Data (and additional information):

- ✿ [Overall home prices - National Association of Realtors](#)
- ✿ [Housing Opportunity Index-National Association of Home Builders](#)
- ✿ [Location Affordability Portal - HUD](#)
- ✿ [The H+T Index- The Center for Neighborhood Technology](#)
- ✿ ["Out of Reach, 2014"- National Low Income Housing Coalition](#)
- ✿ [American Community Survey, 2009-2013](#)