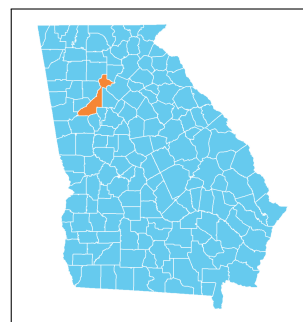


Fulton County, Georgia Early Childhood Profile

The Georgia Early Childhood Profiles are produced by GEEARS: Georgia Early Education Alliance for Ready Students, with technical assistance from Neighborhood Nexus. GEEARS is a nonpartisan, nonprofit organization whose mission is support high-quality early learning and healthy development for Georgia's youngest children, from birth to five, by championing policies, promoting innovative and evidence-based practices, and building public will. These profiles highlight indicators relevant to early childhood and school readiness. To learn more, please visit www.geears.org.



Early Care and Education Providers[†]

	County	State
Total Early Learning Providers¹	517	4,954
Child Care Learning Centers	337	2,760
<i>Licensed to serve infants</i>	<i>87%</i>	<i>85%</i>
<i>Licensed to serve toddlers</i>	<i>94%</i>	<i>92%</i>
<i>Licensed to serve preschoolers</i>	<i>99%</i>	<i>100%</i>
Family Child Care Learning Homes	96	1,269
<i>Licensed to serve infants</i>	<i>91%</i>	<i>86%</i>
<i>Licensed to serve toddlers</i>	<i>97%</i>	<i>96%</i>
<i>Licensed to serve preschoolers</i>	<i>94%</i>	<i>95%</i>
Other Providers [†]	84	925
Total Licensed Capacity^{*1}	47,791	332,245
Quality Rated: [#]	56%	70%
Child Care Learning Centers	47,215	324,675
Quality Rated: [#]	56%	71%
<i>1-star programs</i>	<i>22%</i>	<i>25%</i>
<i>2-star programs</i>	<i>27%</i>	<i>35%</i>
<i>3-star programs</i>	<i>7%</i>	<i>10%</i>
Family Child Care Learning Homes	576	7,570
Quality Rated: [#]	45%	43%
<i>1-star programs</i>	<i>23%</i>	<i>18%</i>
<i>2-star programs</i>	<i>15%</i>	<i>16%</i>
<i>3-star programs</i>	<i>7%</i>	<i>10%</i>

Program Enrollment

	County	State
Kindergarten ²	8,528	114,444
Lottery Funded Georgia Pre-K ^{1 ‡}	5,753	71,976
<i>At-risk children served¹</i>	<i>48%</i>	<i>43%</i>
Head Start and Early Head Start ^{3 ‡}	3,476	22,217

[†]The "Other Providers" category represents entities not subject to licensing by The Georgia Department of Early Care and Learning (DECAL) such as local school systems. Only providers known to DECAL are included.
[#]Quality Rated is Georgia's Quality Rating and Improvement System for child care and early learning programs. For more information, visit qualityrated.org.

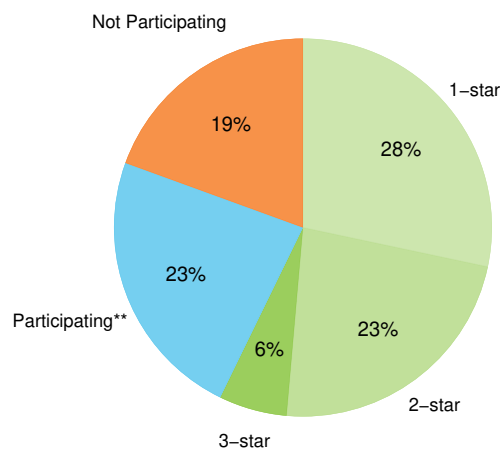
^{*}Licensed Capacity indicates the maximum number of children a facility is permitted to serve based on square footage, and is typically larger than the actual number of children served.

^{*}Insufficient data

Third Grade Assessment Results

	County	State
Students Tested, ELA⁴	10,936	128,777
Proficient/Distinguished Learners:	44%	42%
<i>White</i>	<i>77%</i>	<i>57%</i>
<i>Black or African-American</i>	<i>27%</i>	<i>27%</i>
<i>Hispanic or Latino</i>	<i>32%</i>	<i>31%</i>
<i>Limited English Proficiency</i>	<i>19%</i>	<i>18%</i>
<i>Economically Disadvantaged</i>	<i>25%</i>	<i>31%</i>
Students Tested, Math⁴	10,932	128,610
Proficient/Distinguished Learners:	53%	52%
<i>White</i>	<i>84%</i>	<i>67%</i>
<i>Black or African-American</i>	<i>36%</i>	<i>35%</i>
<i>Hispanic or Latino</i>	<i>42%</i>	<i>45%</i>
<i>Limited English Proficiency</i>	<i>34%</i>	<i>35%</i>
<i>Economically Disadvantaged</i>	<i>34%</i>	<i>41%</i>

Quality Rated Licensed Early Learning Providers¹



[‡]There may be overlap between Pre-K and Head Start enrollments due to braided and blended funding sources, so these categories are not summative.

** Participating in the Quality Rated process, but not yet rated as of 10/1/2021.

Fulton County, Georgia

Program Utilization

	County	State
Babies Can't Wait ^{▲5}	1,330	18,465
Childcare and Parent Services (CAPS) ^{▲5}	6,474	48,936
Georgia Home Visiting ^{▲5}	54	2,010

Parental Employment

	County	State
Population under age 6 living with parent ⁶	72,250	753,784
Both parents or only parent in labor force	70%	66%
One parent in labor force, one not	23%	25%
No parent in labor force	7%	8%

Family, Health, and Services

	County #	County %	State %
Children under age 6 living below: ⁶			
100% Poverty	17,119	23%	24%
150% Poverty	24,065	32%	37%
200% Poverty	29,463	40%	48%
Children under age 6 without health insurance ⁶	2,983	4%	6%
Limited English-speaking households ⁶	11,298	3%	3%
Substantiated Abuse/Neglect Reports (duplicated) ⁷	243	0.9 [‡]	1.9 [‡]
Births to mothers who are not high school graduates ⁸	1,030	9%	13%
Births to girls ages 15-19 ⁸	491	14 [†]	20.7 [†]
Low birth weight babies ⁸	1,294	11%	10%
Preterm babies ⁸	1,349	11%	12%
Asthma-related ER visits (ages 0-4) ⁸	1,125	181.8 [‡]	116.5 [‡]

† Rate per 1,000 population

‡ Rate per 10,000 population

* Insufficient data

▲ All programs ensure the highest quality data to the extent possible. Numbers represent total children enrolled in the program at any time during the year, which is generally greater than the number enrolled at any given point in time. Each agency and program participating in GA CACDS maintains its own data, and each one has protocols for data entry and data quality. GA CACDS does not conduct any additional data quality measures.

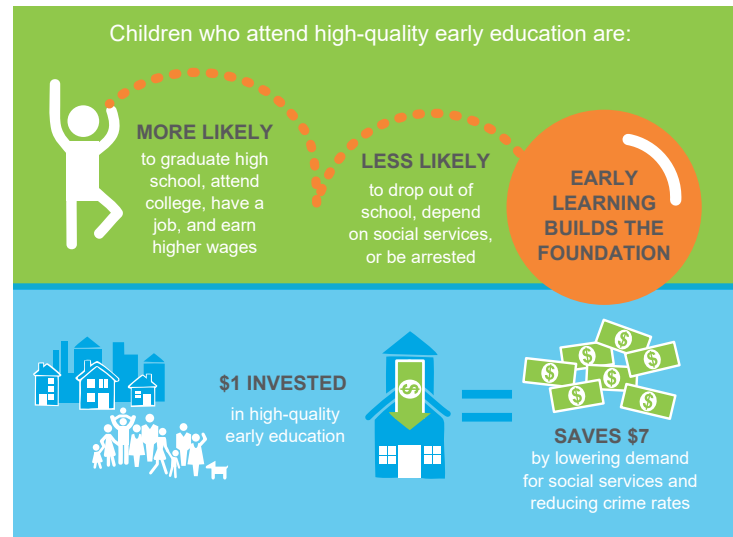
Economic Status



Of every 20 children ages 0-5 in Fulton County, Georgia, **8 are economically disadvantaged, including 5 living in poverty.**⁶

Children by Race and Ethnicity

	County	State
Population under age 5 ⁶	61,929	656,677
White	36%	52%
Black or African-American	50%	33%
Asian and Pacific Islander	6%	4%
Other race or multiracial	8%	11%
Hispanic or Latino (any race)	11%	15%



Sources:

1. Georgia Department of Early Care and Learning, 10/1/2021
2. Georgia Department of Education, FTE 2021-1
3. The Office of Head Start Program Information Report, 12/2020
4. Georgia Governor's Office of Student Achievement, SY 2019
5. Georgia's Cross-Agency Child Data System (CACDS), 7/2017-6/2018
6. U.S. Census Bureau, American Community Survey (2015-19)
7. Fostering Court Improvement, 1/2020-12/2020
8. Georgia Department of Public Health, OASIS (annual average 2017-19)