
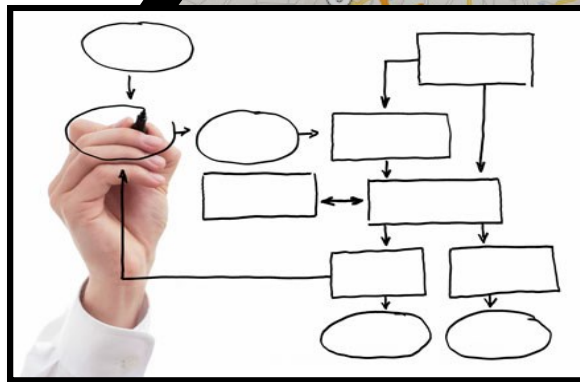


APPENDIX (C)


Transit Program of Projects



THE ATLANTA
REGION'S
PLAN
2040 RTP



THE
ATLANTA REGION'S
Transit
Programs
Of Projects



Last Updated: June 19, 2019

FTA Formula Programs

The Program of Projects (POP) outlines the Federal Transit Administration (FTA) formula funds allocated to the region and shows the projects that local governments apply the funds towards. These FTA formula funds include the Section 5307 Urbanized Area Formula Program, the 5337 State of Good Repair Grants Program and the 5339 Bus and Bus Facilities Program. The POP compliments the Atlanta Region MPO's Transportation Improvement Program (TIP) which lists how all federal transportation funds are programmed. The TIP lists the sub-allocation amounts for the FTA formula funds while the POP goes into detail to include the specific projects that local governments spend these funds on. The POP also includes information on if a local government has spent their funds in a grant, banked the funds for later use, transferred the funds or returned the funds to the region to be reallocated among transit providers that can use the funds.

ARC conducts public involvement activities for the proposed POP in conjunction with the public involvement process required for updating or amending the TIP and as defined by the federally mandated regional planning process 23 Code of Federal Regulations (CFR) Part 450.104. However, ARC public involvement process does not preclude local governments and municipalities from proactively conducting public involvement and/or public outreach as part of their individual planning process.

The table below lists the recipients for each FTA formula fund program in the Atlanta region. A local government must either be a Direct Recipient or partner with one to access any of these funds. For more information on eligible project, local match requirements and other fund requirements, please refer to the fact sheets and circulars below.

FTA Programs	Designated Recipients	Sub-Recipients
Section 5307 Urbanized Area Formula (Large UZA of 200,000 or more in population)	The ATL <i>Direct Recipients:</i> Cherokee County, Cobb County, Douglas County, Henry County, Gwinnett County, MARTA and GRTA	ARC, Barrow County, Bartow County, Carroll County, Cherokee County, Cobb County, Coweta County, Dawson County, Douglas County, Fayette County, Forsyth County, GRTA, Gwinnett County, Hall County, Henry County, Jackson County, Newton County, Paulding County, Pike County, Rockdale County, RTC, Spalding County, Walton County
Section 5337 State of Good Repair	The ATL	Cobb County, GRTA, Gwinnett County, MARTA
Section 5339 Bus and Bus Facilities	The ATL	Cherokee County, Cobb County, Coweta County, Douglas County, GRTA, Gwinnett County, Hall County, Henry County

5307

Circular: https://www.transit.dot.gov/sites/fta.dot.gov/files/docs/FINAL_FTA_circular9030.1E.pdf

Fact Sheet: <https://www.transit.dot.gov/sites/fta.dot.gov/files/docs/funding/grants/37961/fast-act-section-5307-fact-sheet.pdf>

5337

Circular: https://www.transit.dot.gov/sites/fta.dot.gov/files/docs/FTA_Circular_5300_published_02-28-

Fact Sheet: <https://www.transit.dot.gov/sites/fta.dot.gov/files/docs/funding/grants/38011/5337-state-good-repair-fact-sheet.pdf>

5339

Circular: https://www.transit.dot.gov/sites/fta.dot.gov/files/docs/Final_FTA_C_5100_4-16-15.pdf

Fact Sheet: https://www.transit.dot.gov/sites/fta.dot.gov/files/docs/5339_Bus_and_Bus_Facilities_Fact_Sheet.pdf

Atlanta Regional Commission

Section 5307 (Years of Fund Availability: Year + 5)

Funding Balance Summary: Annual Allocations, Fund Usage, Transfers & Funding Balance

FY	Annual Funding Summary	Total Federal Funding
2013	FY13 Allocation - Continuing Resolution Partial Amount	\$145,024
	FY13 Allocation - Full Year Remainder	\$156,227
	Funds applied to ARC (GA-2017-013)	-\$301,251
	Balance Carried Forward	\$0
2014	FY14 Allocation	\$303,662
	FY13 / FY14 Low Income Component	\$250,000
	Funds applied to ARC (GA-2017-013)	-\$303,662
	CPACS 5307 Low Income Fund Award (GA-90-X345)	-\$250,000
	Balance Carried Forward	\$0
2015	FY15 Allocation - Continuing Resolution Partial Amount	\$200,373
	FY15 Allocation - Full Year Remainder	\$100,598
	FY15 Low Income Component (CPACS)	\$250,000
	Funds applied to ARC (GA-2017-013)	-\$195,087
	CPACS 5307 Low Income Fund Award (GA-2017-008)	-\$250,000
	GTFS Workflow Workshops	-\$60,000
	Regional Transit Planning Software	-\$45,884
	Balance Carried Forward	\$0
2016	FY16 Allocation	\$297,700
	FY16 Low Income Component (CPACS)	\$250,000
	CPACS 5307 Low Income Fund Award (GA-2018-002)	-\$250,000
	Regional Transit Planning Software	-\$185,335
	Balance Carried Forward	\$112,365
2017	FY17 Allocation - Continuing Resolution Partial Amount	\$180,131
	FY17 Allocation - Full Year Remainder	\$140,163
	CPACS 5307 Low Income Fund Award	\$304,471
	Balance Carried Forward	\$737,130
2018	FY18 Allocation	\$330,239
	Balance Carried Forward	\$1,067,369
2019	FY19 Allocation	\$332,136
	Balance Carried Forward	\$1,399,505

Funding Used Itemized by Activity

2013	FY13 5307 Activities Funded	Federal	State	Local	Total
	Fulton County Transit Master Plan	\$301,251	\$0	\$75,313	\$376,564
	Regional Transit Planning Software	\$139,845	\$0	\$34,961	\$174,806
	Total Funding	\$441,096	\$0	\$110,274	\$551,370

2014	FY14 5307 Activities Funded	Federal	State	Local	Total
	Fulton County Transit Master Plan	\$303,662	\$0	\$75,916	\$379,578
	JARC/Low-Income Component	\$250,000	\$0	\$205,777	\$455,777
	Total Funding	\$553,662	\$0	\$281,693	\$835,355

2015	FY15 5307 Activities Funded	Federal	State	Local	Total
	Fulton County Transit Master Plan	\$195,087	\$0	\$48,772	\$243,859
	JARC/Low-Income Component	\$250,000	\$0	\$205,777	\$455,777
	GTFS Workflow Workshops	\$60,000	\$0	\$15,000	\$75,000
	Regional Transit Planning Software	\$45,884	\$0	\$11,471	\$57,355
	Total Funding	\$445,087	\$0	\$254,549	\$699,636

ARC cont'd

2016	FY16 5307 Activities Funded	Federal	State	Local	Total
		Regional Transit Planning Software	\$185,335	\$0	\$46,334
	Total Funding				

2017	FY17 5307 Activities Funded	Federal	State	Local	Total
	Total Funding				

2018	FY18 5307 Activities Funded	Federal	State	Local	Total
	Total Funding				

Atlanta Regional Commission

Funding Used Itemized by Activity - JARC - Low Income Suballocation Component

2013	FY13 JARC Activities Funded	Federal	State	Local	Total
	Total Funding				

2014	FY14 JARC Activities Funded	Federal	State	Local	Total
		AR-ARC-5307CPMM Mobility Management	\$10,000	\$0	\$40,000
	AR-ARC-5307CP-OP Operating	\$195,777	\$0	\$195,777	\$391,554
	Administration	\$14,223	\$0	\$0	\$14,223
	JARC/Low-Income Component	\$250,000	\$0	\$205,777	\$455,777
	Total Funding	\$470,000	\$0	\$441,554	\$911,554

2015	FY15 JARC Activities Funded	Federal	State	Local	Total
		AR-ARC-5307CPMM Mobility Management	\$40,000	\$0	\$10,000
	AR-ARC-5307CP-OP Operating	\$210,000	\$0	\$210,000	\$420,000
	JARC/Low-Income Component	\$250,000	\$0	\$205,777	\$455,777
	Total Funding	\$500,000	\$0	\$425,777	\$925,777

2016	FY16 JARC Activities Funded	Federal	State	Local	Total
		AR-ARC-5307CPMM Mobility Management	\$45,440	\$0	\$11,360
	AR-ARC-5307CP-OP Operating	\$204,560	\$0	\$204,560	\$409,120
	Total Funding	\$250,000	\$0	\$215,920	\$465,920

2017	FY17 JARC Activities Funded	Federal	State	Local	Total
		CPACS - JARC/Low Income - Mobility Manager	\$40,000	\$0	\$10,000
	CPACS - JARC/Low Income - Operations	\$264,471	\$0	\$264,471	\$528,942
	Total Funding	\$304,471	\$0	\$274,471	\$578,942

2018	FY18 JARC Activities Funded	Federal	State	Local	Total
		CPACS - JARC/Low Income - Mobility Manager	\$40,000	\$0	\$10,000
	CPACS - JARC/Low Income - Operations	\$264,471	\$0	\$264,471	\$528,942
	Total Funding	\$304,471	\$0	\$274,471	\$578,942

Barrow County

Section 5307 (Years of Fund Availability: Year + 5)

Funding Balance Summary: Annual Allocations, Fund Usage, Transfers & Funding Balance

FY	Annual Funding Summary	Total Federal Funding
2013	FY13 Allocation - Continuing Resolution Partial Amount	\$18,457
	FY13 Allocation - Full Year Remainder	\$19,892
	Amount Returned to Regional Residual	-\$38,349
	Balance Carried Forward	\$0
2014	FY14 Allocation	\$40,647
	Amount Returned to the Regional Residual	-\$40,647
	Balance Carried Forward	\$0
2015	FY15 Allocation - Continuing Resolution Partial Amount	\$26,855
	FY15 Allocation - Full Year Remainder	\$13,483
	Amount Returned to the Regional Residual	-\$40,338
	Balance Carried Forward	\$0
2016	FY16 Allocation	\$39,979
	Adjusted Section 5340	\$286
	Amount Trasnferred to Regional Residual	-\$39,979
	Balance Carried Forward	\$286
2017	FY17 Allocation - Continuing Resolution Partial Amount	\$24,143
	FY17 Allocation - Full Year Remainder	\$18,439
	Amount Returned to Regional Residual	-\$42,582
	Amount Returned to Regional Residual (FY16 5340)	-\$286
	Balance Carried Forward	\$0
2018	FY18 Allocation	\$44,652
	Balance Carried Forward	\$44,652
2019	FY19 Allocation	\$44,695
	Balance Carried Forward	\$89,347

Bartow County

Section 5307 (Years of Fund Availability: Year + 5)

Funding Balance Summary: Annual Allocations, Fund Usage, Transfers & Funding Balance

FY	Annual Funding Summary	Total Federal Funding
2013	FY13 Allocation - Continuing Resolution Partial Amount	\$12,296
	FY13 Allocation - Full Year Remainder	\$13,251
	Amount Returned to Regional Residual	-\$25,547
	Balance Carried Forward	\$0
2014	FY14 Allocation	\$27,078
	Balance Carried Forward	\$27,078
2015	FY15 Allocation - Continuing Resolution Partial Amount	\$17,890
	FY15 Allocation - Full Year Remainder	\$8,982
	Balance Carried Forward	\$53,950
2016	FY16 Allocation	\$26,633
	Adjusted Section 5340	\$190
	Balance Carried Forward	\$80,773
2017	FY17 Allocation - Continuing Resolution Partial Amount	\$16,083
	FY17 Allocation - Full Year Remainder	\$12,284
	Balance Carried Forward	\$109,140
2018	FY18 Allocation	\$29,746
	Amount Returned to Regional Residual	-\$29,746
	Balance Carried Forward	\$109,140
2019	FY19 Allocation	\$29,775
	Balance Carried Forward	\$138,915

Carroll County

Section 5307 (Years of Fund Availability: Year + 5)

Funding Balance Summary: Annual Allocations, Fund Usage, Transfers & Funding Balance

FY	Annual Funding Summary	Total Federal Funding
2013	FY13 Allocation - Continuing Resolution Partial Amount	\$35,330
	FY13 Allocation - Full Year Remainder	\$38,076
	Amount Returned to Regional Residual	-\$73,406
	Balance Carried Forward	\$0
2014	FY14 Allocation	\$77,803
	Amount Returned to Regional Residual	-\$77,803
	Balance Carried Forward	\$0
2015	FY15 Allocation - Continuing Resolution Partial Amount	\$51,405
	FY15 Allocation - Full Year Remainder	\$25,809
	Amount Returned to Regional Residual	-\$77,214
	Balance Carried Forward	\$0
2016	FY16 Allocation	\$76,525
	Adjusted Section 5340	\$547
	Amount Returned to Regional Residual	-\$76,525
	Balance Carried Forward	\$547
2017	FY17 Allocation - Continuing Resolution Partial Amount	\$46,213
	FY17 Allocation - Full Year Remainder	\$35,295
	Amount Returned to Regional Residual	-\$81,508
	Amount Returned to Regional Residual (FY16 5340)	-\$547
	Balance Carried Forward	\$0
2018	FY18 Allocation	\$85,471
	Balance Carried Forward	\$85,471
2019	FY19 Allocation	\$85,553
	Balance Carried Forward	\$171,024

Cherokee County

Section 5307 (Years of Fund Availability: Year + 5)

Funding Balance Summary: Annual Allocations, Fund Usage, Transfers & Funding Balance

FY	Annual Funding Summary	Total Federal Funding
2013	FY13 Allocation - Continuing Resolution Partial Amount	\$327,298
	FY13 Allocation - Full Year Remainder	\$352,745
	Amount Transferred to GRTA	-\$680,043
	Balance Carried Forward	\$0
2014	FY14 Allocation	\$772,996
	Funds applied to CATS Operating Assistance (GA-90-X344)	-\$76,606
	Amount Transferred to GRTA	-\$696,390
	Balance Carried Forward	\$0
2015	FY15 Allocation - Continuing Resolution Partial Amount	\$534,739
	FY15 Allocation - Full Year Remainder	\$268,469
	Funds applied to CATS Operating Assistance (GA-90-X348)	-\$132,689
	Amount Transferred to GRTA	-\$670,519
	Balance Carried Forward	\$0
2016	Reallocate Residual FY13-FY15	\$2,126
	FY16 Allocation	\$795,877
	Adjusted Section 5340	\$5,070
	Funds applied to CATS Operating Assistance (GA-2017-026)	-\$114,876
	Reallocated Regional Residual FY16	\$667
	Balance Carried Forward	\$688,864
2017	FY17 Allocation - Continuing Resolution Partial Amount	\$491,092
	FY17 Allocation - Full Year Remainder	\$375,977
	Reallocated Regional Residual FY17	\$346
	Funds applied to CATS Operating Assistance (GA-2018-008)	-\$249,651
	Balance Carried Forward	\$1,306,628
2018	FY18 Allocation	\$909,993
	Funds Applied to CATS (Grant App. # Forthcoming)	-\$668,070
	Balance Carried Forward	\$1,548,551
2019	FY19 Allocation	\$910,127
	Funds Applied to CATS	-\$455,477
	Balance Carried Forward	\$2,003,201

Funding Used Itemized by Activity

2013	FY13 5307 Activities Funded	Federal	State	Local	Total
	Total Funding				

2014	FY14 5307 Activities Funded	Federal	State	Local	Total
	AR-CH-5307 Operating Assistance	\$76,606	\$0	\$25,535	\$102,141
	Total Funding	\$76,606	\$0	\$25,535	\$102,141

2015	FY15 5307 Activities Funded	Federal	State	Local	Total
	AR-CH-5307 Operating Assistance	\$199,306	\$0	\$110,847	\$310,153
	Total Funding	\$199,306	\$0	\$110,847	\$310,153

2016	FY16 5307 Activities Funded	Federal	State	Local	Total
	AR-CH-5307 Operating Assistance	\$48,259	\$0	\$48,259	\$96,518
	Total Funding	\$48,259	\$0	\$48,259	\$96,518

Cherokee cont'd

		Federal	State	Local	Total
2017	FY17 5307 Activities Funded				
	AR-CH-5307 Operating Assistance	\$249,651	\$0	\$249,651	\$499,302
	AR-CH-5307 Transit Bus Facility	\$100,000	\$0	\$25,000	\$125,000
	AR-CH-5307 Pre-Maintenance	\$55,000	\$0	\$13,750	\$68,750
	AR-CH-5307 Support Equipment	\$100,000	\$0	\$25,000	\$125,000
	AR-CH-5307 Mobility Mgmt.	\$50,000	\$0	\$12,500	\$62,500
	AR-CH-5307 Employee Education	\$15,000	\$0	\$3,750	\$18,750
	Total Funding	\$569,651	\$0	\$329,651	\$899,302

		Federal	State	Local	Total
2018	FY18 5307 Activities Funded				
	AR-CH-5307 Operating Assistance	\$268,070	\$0	\$268,070	\$536,140
	AR-CH-5307 Transit Bus Facilities	\$100,000	\$0	\$25,000	\$125,000
	AR-CH-5307 Preventive Maintenance	\$100,000	\$0	\$25,000	\$125,000
	AR-CH-5307 Support Equipment	\$50,000	\$0	\$12,500	\$62,500
	AR-CH-5307 Mobility Management	\$100,000	\$0	\$25,000	\$125,000
	AR-CH-5307 Employee Education and Training	\$50,000	\$0	\$12,500	\$62,500
	Total Funding	\$668,070	\$0	\$368,070	\$1,036,140

		Federal	State	Local	Total
2019	FY18 5307 Activities Funded				
	AR-CH-5307 Operating Assistance	\$255,477	\$0	\$255,477	\$510,954
	AR-CH-5307 Capital Cost of 3rd Party Contracting	\$200,000	\$0	\$50,000	\$250,000
	Total Funding	\$455,477	\$0	\$305,477	\$760,954

Section 5339 (Years of Fund Availability: Year + 3)

Funding Balance Summary: Annual Allocations, Fund Usage, Transfers & Funding Balance

FY	Annual Funding Summary	Total Federal Funding
2013	FY13 Allocation	\$85,445
	Amount Returned to Regional Residual	-\$85,445
	Balance Carried Forward	\$0
2014	FY14 Allocation	\$94,443
	Amount Returned to Regional Residual	-\$94,443
	Balance Carried Forward	\$0
2015	FY15 Allocation - Continuing Resolution Partial Amount	\$66,476
	FY15 Allocation - Full Year Remainder	\$33,386
	Amount Returned to Regional Residual	-\$99,862
	Balance Carried Forward	\$0
2016	FY16 Allocation	\$84,855
	Funds applied to CATS	-\$84,855
	Balance Carried Forward	\$0
2017	FY17 Allocation - Continuing Resolution Partial Amount	\$55,681
	FY17 Allocation - Full Year Remainder	\$43,839
	Funds applied to CATS	-\$99,520
	Balance Carried Forward	\$0
2018	FY18 Allocation	\$137,233
	Funds Applied to CATS (Grant App. # Forthcoming)	-\$137,233
	Balance Carried Forward	\$0
2019	FY19 Allocation	\$122,394
	Funds Applied to CATS	-\$122,394
	Balance Carried Forward	\$0

Funding Used Itemized by Activity - Cherokee County

2013	FY13 5339 Activities Funded	Federal	State	Local	Total
	Total Funding				

2014	FY14 5339 Activities Funded	Federal	State	Local	Total
	Total Funding				

2015	FY15 5339 Activities Funded	Federal	State	Local	Total
	Total Funding				

2016	FY16 5339 Activities Funded	Federal	State	Local	Total
	AR-CH- 5339A Transit Bus Replacement	\$84,855	\$0	\$21,214	\$106,069
	Total Funding	\$84,855	\$0	\$21,214	\$106,069

2017	FY17 5339 Activities Funded	Federal	State	Local	Total
	AR-CH- 5339 Transit Bus Replacement	\$99,520	\$0	\$24,880	\$124,400
	Total Funding	\$99,520	\$0	\$24,880	\$124,400

2018	FY18 5339 Activities Funded	Federal	State	Local	Total
	AR-CH-5307 Transit Bus Replacement	\$137,233	\$0	\$34,308	\$171,541
	Total Funding				

2019	FY19 5339 Activities Funded	Federal	State	Local	Total
	AR-CH-5307 Transit Bus Replacement	\$122,394	\$0	\$30,599	\$152,993
	Total Funding				

City of Atlanta

Section 5307 (Years of Fund Availability: Year + 5)

Funding Balance Summary: Annual Allocations, Fund Usage, Transfers & Funding Balance

FY	Annual Funding Summary	Total Federal Funding
2019	FY19 Allocation	\$262,162
	Balance Carried Forward	\$262,162

Funding Used Itemized by Activity

	FY19 5307 Activities Funded	Federal	State	Local	Total
2019					
	Total Funding				

Cobb County

Section 5307 (Years of Fund Availability: Year + 5)

Funding Balance Summary: Annual Allocations, Fund Usage, Transfers & Funding Balance

FY	Annual Funding Summary	Total Federal Funding
2013	FY13 Allocation - Continuing Resolution Partial Amount	\$2,511,366
	FY13 Allocation - Full Year Remainder	\$2,706,158
	FY13 Low Income Component	\$800,000
	Funds applied to CobbLinc (GA-90-X323-00/01)	-\$6,017,524
	Balance Carried Forward	\$0
2014	FY14 Allocation	\$5,035,678
	FY14 Low Income Component	\$1,081,546
	Funds applied to CobbLinc (GA-90-X337-00/01)	-\$6,117,224
	Balance Carried Forward	\$0
2015	FY15 Allocation - Continuing Resolution Partial Amount	\$3,276,361
	FY15 Allocation - Full Year Remainder	\$1,644,921
	FY15 Low Income Component	\$1,078,930
	Funds applied to CobbLinc (GA-90-X337-02)	-\$3,626,361
	Funds applied to CobbLinc (GA-90-X337-03)	-\$1,294,921
	Balance Carried Forward	\$1,078,930
2016	Reallocate Residual FY13-FY15	\$50,911
	FY16 Allocation	\$4,874,615
	FY16 Low Income Component	\$1,000,000
	Adjusted Section 5340	\$24,722
	Reallocated Regional Residual FY16	\$37,806
	Funds applied to CobbLinc (GA-2016-022)	-\$5,921,739
Balance Carried Forward	\$1,145,245	
2017	FY17 Allocation - Continuing Resolution Partial Amount	\$2,991,682
	FY17 Allocation - Full Year Remainder	\$2,297,886
	Reallocated Regional Residual FY17	\$19,590
	Funds applied to CobbLinc (GA-2017-025)	-\$4,067,205
	Funds applied to CobbLinc (GA-2017-025)	-\$2,357,198
	Balance Carried Forward	\$30,000
2018	FY18 Allocation	\$5,463,371
	FY17 Job Access Reverse Commute Award	\$1,000,000
	Funds applied to CobbLinc	-\$6,493,371
	Balance Carried Forward	\$0
2019	FY19 Allocation	\$5,601,539
	Funds applied to CobbLinc	-\$5,601,539
	Balance Carried Forward	\$0

Funding Used Itemized by Activity - Cobb County

2013	FY13 5307 Activities Funded	Federal	State	Local	Total
	AR-CO-5307M Paratransit Operating	\$68,399	\$501,600	\$0	\$569,999
	AR-CO-5307B Transit Bus Facility	\$536,000	\$67,000	\$67,000	\$670,000
	AR-CO-5307D Transit Enhancements	\$0	\$1,551,143	\$0	\$1,551,143
	AR-CO-5307E Transit Planning Program	\$15,000	\$240,000	\$0	\$255,000
	AR-CO-5307F Computer/Computer Relate	\$80,000	\$0	\$30,150	\$110,150
	AR-CO-5307 Preventive Maintenance	\$210,000	\$16,000,000	\$0	\$16,210,000
	AR-CO-5307 K Fare Collection Equipment	\$0	\$160,000	\$0	\$160,000
	AR-CO-5307L ITS/ATMS and Equipment	\$0	\$80,000	\$0	\$80,000
Total Funding	\$909,399	\$18,599,743	\$97,150	\$19,606,292	

2014	FY14 5307 Activities Funded	Federal	State	Local	Total
	AR-CO-5307M Paratransit Operating	\$400,000	\$0	\$100,000	\$500,000
	AR-CO-5307B Transit Bus Facility	\$160,000	\$0	\$40,000	\$200,000
	AR-CO-5307D Transit Enhancements	\$542,678	\$0	\$135,670	\$678,348
	AR-CO-5307E Transit Planning Program	\$200,000	\$0	\$50,000	\$250,000
	AR-CO-5307F Computer/Computer Relate	\$48,000	\$0	\$12,000	\$60,000
	AR-CO-5307 Preventive Maintenance	\$800,000	\$0	\$200,000	\$1,000,000
	AR-CO-5307K Fare Collection Equipment	\$40,000	\$0	\$10,000	\$50,000
	AR-CO-5307L ITS/ATMS and Equipment	\$80,000	\$0	\$20,000	\$100,000
	AR-CO-5307MM Mobility Management	\$28,000	\$0	\$7,000	\$35,000
	AR-CO-5307 E Education/Training	\$768,000	\$0	\$192,000	\$960,000
	AR-CO-5307 E Education/Training	\$4,000	\$0	\$1,000	\$5,000
AR-CO-5307J JARC	\$1,081,546	\$0	\$270,387	\$1,351,933	
Total Funding	\$3,066,678	\$0	\$766,670	\$3,833,348	

2015	FY15 5307 Activities Funded	Federal	State	Local	Total
	AR-CO-5307P Paratransit Vehicle Purchase	\$1,600,000	\$0	\$400,000	\$2,000,000
	AR-CO-5307F Fixed Route Bus Purchase	\$1,294,921	\$0	\$323,730	\$1,618,651
	AR-CO-5307B Transit Bus Facilities	\$173,252	\$0	\$43,313	\$216,565
	AR-CO-5307D Transit Enhancements	\$878,000	\$0	\$219,500	\$1,097,500
	AR-CO-5307E Transit Planning Program	\$40,000	\$0	\$10,000	\$50,000
	AR-CO-5307 F Computer/Computer Related	\$40,000	\$0	\$10,000	\$50,000
	AR-CO-5307E Education and Training	\$4,000	\$0	\$1,000	\$5,000
	AR-CO-5307 MM Mobility Management	\$28,000	\$0	\$7,000	\$35,000
	AR-CO-5307 Preventive Maintenance	\$400,000	\$0	\$100,000	\$500,000
	AR-CO-5307K Fare Collection Equipment	\$28,000	\$0	\$7,000	\$35,000
	AR-CO-5307L ITS and Related Equipment	\$48,000	\$0	\$12,000	\$60,000
	AR-CO-5307M Paratransit Operations	\$262,109	\$0	\$65,527	\$327,636
AR-CO-5307O Operating Assistance	\$125,000	\$0	\$125,000	\$250,000	
Total Funding	\$4,921,282	\$0	\$1,324,070	\$6,245,352	

2016	FY16 5307 Activities Funded	Federal	State	Local	Total
	AR-CO-5307 P Paratransit Vehicle Replacement	\$414,410	\$0	\$103,603	\$518,013
	AR-CO-5307F Fixed Route Buses Rehab	\$1,617,458	\$0	\$404,364	\$2,021,822
	AR-CO-5307B Transit Center Facilities Equipment	\$360,000	\$0	\$90,000	\$450,000
	AR-CO-5307D Transit System Automation	\$60,000	\$0	\$15,000	\$75,000
	AR-CO-5307A Assoc. Transit Improvements	\$1,200,000	\$0	\$300,000	\$1,500,000
	AR-CO-5307P Transit Planning Program	\$80,000	\$0	\$20,000	\$100,000
	AR-CO-5307E Education and Training	\$4,000	\$0	\$1,000	\$5,000
	AR-CO-5307 MM Mobility Management	\$20,000	\$0	\$5,000	\$25,000
	AR-CO-5307V Support Vehicles	\$49,306	\$0	\$12,326	\$61,632
	AR-CO-5307 Preventive Maintenance	\$407,219	\$0	\$101,805	\$509,024
	AR-CO-5307M Paratransit Operations	\$492,553	\$0	\$123,138	\$615,691
	AR-CO-5307 JARC Operating Assistance	\$1,078,930	\$0	\$1,078,929	\$2,157,859
AR-CO-5307O Operating Assistance	\$137,863	\$0	\$137,862	\$275,725	
Total Funding	\$5,921,739	\$0	\$2,393,027	\$8,314,766	

Cobb cont'd

		Federal	State	Local	Total
2017	FY17 5307 Activities Funded				
	AR-CO-5307 Fixed Route Buses	\$1,975,694	\$0	\$493,924	\$2,469,618
	AR-CO-5307 Transit Ctr. Facilities/Equip.	\$624,000	\$0	\$156,000	\$780,000
	AR-CO-5307 Transit System Automation	\$320,000	\$0	\$80,000	\$400,000
	AR-CO-5307 Assoc. Transit Improvements	\$24,000	\$0	\$6,000	\$30,000
	AR-CO-5307 Transit Planning	\$80,000	\$0	\$20,000	\$100,000
	AR-CO-5307 Education and Training	\$4,000	\$0	\$1,000	\$5,000
	AR-CO-5307 Mobility Management	\$40,000	\$0	\$10,000	\$50,000
	AR-CO-5307 Project Mgmt. and Inspection	\$80,000	\$0	\$20,000	\$100,000
	AR-CO-5307 Support Vehicles	\$40,000	\$0	\$10,000	\$50,000
	AR-CO-5307 Preventive Maintenance	\$1,035,828	\$0	\$258,957	\$1,294,785
	AR-CO-5307 Paratransit Operations	\$1,075,881	\$0	\$268,970	\$1,344,851
	AR-CO-5307 Operating Assistance	\$75,000	\$0	\$124,999	\$250,000
	AR-CO-5307 JARC Operating Asst. (RT. 30)	\$1,000,000	\$0	\$1,000,000	\$2,000,000
Total Funding	\$6,424,403	\$0	\$2,449,850	\$8,874,254	

		Federal	State	Local	Total
2018	FY18 5307 Activities Funded				
	Express Bus Rebuild	\$800,000	\$0	\$200,000	\$1,000,000
	Transit Center Facilities and Equipment	\$320,000	\$0	\$80,000	\$400,000
	Transit System Automation (ITS, Computer & Fare Collection E	\$300,000	\$0	\$75,000	\$375,000
	Transit Planning Program	\$200,000	\$0	\$50,000	\$250,000
	Education and Training	\$16,000	\$0	\$4,000	\$20,000
	Project Management & Inspection Services	\$100,000	\$0	\$25,000	\$125,000
	Support Vehicles	\$80,000	\$0	\$20,000	\$100,000
	Preventive Maintenance	\$1,440,000	\$0	\$360,000	\$1,800,000
	Paratransit Operations	\$2,057,371	\$0	\$514,343	\$2,571,714
	Operating Assistance	\$180,000	\$0	\$180,000	\$360,000
	JARC Operating Assistance (Route 30)	\$1,000,000	\$0	\$1,000,000	\$2,000,000
Total Funding	\$6,493,371	\$0	\$2,508,343	\$9,001,714	

		Federal	State	Local	Total
2019	FY19 5307 Activities Funded				
	Express Bus Rebuild	\$80,000	\$0	\$20,000	\$100,000
	Transit Center Facilities and Equipment	\$80,000	\$0	\$20,000	\$100,000
	Transit System Automation (ITS, Computer & Fare Collection Equipment)	\$198,200	\$0	\$49,550	\$247,750
	Transit Planning Program	\$80,000	\$0	\$20,000	\$100,000
	Education and Training	\$12,000	\$0	\$3,000	\$15,000
	Project Management & Inspection Services	\$60,000	\$0	\$15,000	\$75,000
	Support Vehicles	\$64,000	\$0	\$16,000	\$80,000
	Preventive Maintenance	\$1,607,031	\$0	\$401,758	\$2,008,789
	Paratransit Operations	\$1,120,308	\$0	\$280,077	\$1,400,385
Operating Assistance	\$2,300,000	\$0	\$2,300,000	\$4,600,000	
Total Funding	\$5,601,539	\$0	\$3,125,385	\$8,726,924	

Cobb County

Section 5337 High Intensity Motorbus (Years of Fund Availability: Year + 3)

Funding Balance Summary: Annual Allocations, Fund Usage, Transfers & Funding Balance

FY	Annual Funding Summary	Total Federal Funding
2013	FY13 Allocation	\$311,982
	Balance Carried Forward	\$311,982
2014	FY14 Allocation	\$317,234
	Funds applied to CobbLinc (GA-54-0002)	-\$629,216
	Balance Carried Forward	\$0
2015	FY15 Allocation - Continuing Resolution Partial Amount	\$231,532
	FY15 Allocation - Full Year Remainder	\$66,243
	Funds applied to CobbLinc (GA-54-0002 -01)	-\$215,000
	Balance Carried Forward	\$82,775
2016	FY16 Allocation	\$392,441
	FY14 - FY16 Unallocated Shared Segment	\$150,000
	Funds applied to CobbLinc (GA-2016-024)	-\$475,216
	Balance Carried Forward	\$150,000
2017	FY17 Allocation - Continuing Resolution Partial Amount	\$267,176
	FY17 Allocation - Full Year Remainder	\$206,452
	Funds applied to CobbLinc (GA-2016-024-01)	-\$267,176
	Funds applied to CobbLinc (GA-2016-024-02)	-\$356,452
	Balance Carried Forward	\$0
2018	FY18 Allocation	\$569,719
	Funds applied to CobbLinc	-\$569,719
	Balance Carried Forward	\$0
2019	FY19 Allocation	\$510,022
	Balance Carried Forward	\$510,022

Funding Used Itemized by Activity

2013	FY13 5337 Activities Funded	Federal	State	Local	Total
	Total Funding				

2014	FY14 5337 Activities Funded	Federal	State	Local	Total
	Total Funding				

2015	FY15 5337 Activities Funded	Federal	State	Local	Total
		AR-CO-5337A Fixed Route Bus Purchase	\$347,775	\$0	\$86,944
	Total Funding	\$347,775	\$0	\$86,944	\$434,719

2016	FY16 5337 Activities Funded	Federal	State	Local	Total	
		AR-CO-5337 Paratransit Bus Replacement	\$347,775	\$0	\$86,944	\$434,719
		AR-CO-5337 Preventive Maintenance	\$80,000	\$0	\$20,000	\$100,000
		AR-CO-5337 Transit Ctr. Facilities & Equip.	\$118,942	\$0	\$29,736	\$148,678
	Total Funding	\$475,216	\$0	\$118,804	\$594,020	

Cobb cont'd

	FY17 5337 Activities Funded	Federal	State	Local	Total
2017	AR-CO-5337 Computers and Related Equip.	\$24,000	\$0	\$6,000	\$30,000
	AR-CO-5337 Preventive Maintenance	\$516,452	\$0	\$129,113	\$645,565
	AR-CO-5337 Transit Ctr. Facilities & Equip.	\$83,176	\$0	\$20,794	\$103,970
	Total Funding	\$623,628	\$0	\$155,907	\$779,535

	FY18 5337 Activities Funded	Federal	State	Local	Total
2018	Preventive Maintenance	\$569,719	\$0	\$142,430	\$712,149
	Total Funding				

Cobb County

Section 5339 (Years of Fund Availability: Year + 3)

Funding Balance Summary: Annual Allocations, Fund Usage, Transfers & Funding Balance

FY	Annual Funding Summary	Total Federal Funding
2013	FY13 Allocation	\$674,048
	FY13 Residual	\$13,249
	Balance Carried Forward	\$687,297
2014	FY14 Allocation	\$630,268
	FY14 5339 Prog Admin MARTA xfer	\$5,392
	FY14 5339 Lapsing @26Jun17	\$338,061
	FY14 Residual@7Mar17	\$7,809
	Funds applied to CobbLinc (GA-2016-024-01)	-\$7,809
	Funds applied to CobbLinc (GA-34-0003)	-\$1,322,957
	Balance Carried Forward	\$338,061
2015	FY15 Allocation - Continuing Resolution Partial Amount	\$412,604
	FY15 Allocation - Full Year Remainder	\$207,309
	Funds applied to CobbLinc (GA-34-0003-01)	-\$412,604
	Balance Carried Forward	\$545,370
2016	FY16 Allocation	\$573,126
	FY13-15 Residual @Mar16	\$4,355
	Funds applied to CobbLinc (GA-34-0003-02)	-\$262,310
	Funds applied to CobbLinc (GA-2016-024)	-\$522,480
	Balance Carried Forward	\$338,061
2017	FY17 Allocation - Continuing Resolution Partial Amount	\$337,186
	FY17 Allocation - Full Year Remainder	\$265,474
	Funds applied to CobbLinc (GA-2016-024-01)	-\$337,186
	Funds applied to CobbLinc (GA-2016-024-02)	-\$603,535
	Balance Carried Forward	\$0
2018	FY18 Allocation	\$830,905
	Funds applied to CobbLinc	-\$830,905
	Balance Carried Forward	\$0
2019	FY19 Allocation	\$741,800
	Balance Carried Forward	\$741,800

Funding Used Itemized by Activity - Cobb County

2013	FY13 5339 Activities Funded	Federal	State	Local	Total
	Total Funding				

2014	FY14 5339 Activities Funded	Federal	State	Local	Total
	Total Funding				

2015	FY15 5339 Activities Funded	Federal	State	Local	Total
	AR-CO- 5339A Fixed Route Bus Purchase	\$619,914	\$0	\$154,978	\$774,892
	Total Funding	\$619,914	\$0	\$154,978	\$774,892

2016	FY16 5339 Activities Funded	Federal	State	Local	Total
	AR-CO-5339A Paratransit Vehicle/Bus Replacement	\$414,410	\$0	\$103,603	\$518,013
	AR-CO-5339A Transit Center Facilities and Equipment	\$108,070	\$0	\$27,017	\$135,087
	Total Funding	\$522,480	\$0	\$130,620	\$653,100

2017	FY17 5339 Activities Funded	Federal	State	Local	Total
	AR-CO-5339 Computers and Related Equipment	\$80,000	\$0	\$20,000	\$100,000
	AR-CO-5339 Transit Center Facilities and Equipment	\$264,995	\$0	\$66,248	\$331,244
	AR-CO-5339 Fixed Route Buses	\$603,535	\$0	\$150,884	\$754,419
	Total Funding	\$344,995	\$0	\$86,249	\$431,244

2018	FY18 5339 Activities Funded	Federal	State	Local	Total
	Computers and Related Equipment	\$80,000	\$0	\$20,000	\$100,000
	Transit Center Facilities and Equipment	\$320,000	\$0	\$80,000	\$400,000
	Express Bus Rebuild	\$430,905	\$0	\$107,726	\$538,631
	Total Funding	\$830,905	\$0	\$207,726	\$1,038,631

Coweta County

Section 5307 (Years of Fund Availability: Year + 5)

Funding Balance Summary: Annual Allocations, Fund Usage, Transfers & Funding Balance

FY	Annual Funding Summary	Total Federal Funding
2013	FY13 Allocation - Continuing Resolution Partial Amount	\$139,683
	FY13 Allocation - Full Year Remainder	\$150,543
	Amount Transferred to GRTA	-\$290,226
	Balance Carried Forward	\$0
2014	FY14 Allocation	\$307,611
	Balance Carried Forward	\$307,611
2015	FY15 Allocation - Continuing Resolution Partial Amount	\$203,241
	FY15 Allocation - Full Year Remainder	\$102,039
	Balance Carried Forward	\$612,891
2016	FY16 Allocation	\$302,558
	Adjusted Section 5340	\$2,164
	Balance Carried Forward	\$917,613
2017	FY17 Allocation - Continuing Resolution Partial Amount	\$182,713
	FY17 Allocation - Full Year Remainder	\$139,547
	Balance Carried Forward	\$1,239,873
2018	FY18 Allocation	\$337,925
	Balance Carried Forward	\$1,577,798
2019	FY19 Allocation	\$338,250
	Balance Carried Forward	\$1,916,048

Section 5339 (Years of Fund Availability: Year + 3)

Funding Balance Summary: Annual Allocations, Fund Usage, Transfers & Funding Balance

FY	Annual Funding Summary	Total Federal Funding
2013	FY13 Allocation	\$38,143
	Amount Transferred to GRTA	-\$38,143
	Balance Carried Forward	\$0
2014	FY14 Allocation	\$39,077
	Amount Transferred to GRTA	-\$39,077
	Balance Carried Forward	\$0
2015	FY15 Allocation - Continuing Resolution Partial Amount	\$26,144
	FY15 Allocation - Full Year Remainder	\$13,129
	Amount Transferred to GRTA	-\$39,273
	Balance Carried Forward	\$0
2016	FY16 Allocation	\$36,213
	Balance Carried Forward	\$36,213
2017	FY17 Allocation - Continuing Resolution Partial Amount	\$20,776
	FY17 Allocation - Full Year Remainder	\$16,358
	Balance Carried Forward	\$73,347
2018	FY18 Allocation	\$50,818
	Balance Carried Forward	\$124,165
2019	FY19 Allocation	\$46,539
	Balance Carried Forward	\$170,704

CPACS (Center for Pan-Asian Community Services)

Section 5307 (Years of Fund Availability: Year + 5)

Funding Balance Summary: Annual Allocations, Fund Usage, Transfers & Funding Balance

FY	Annual Funding Summary	Total Federal Funding
2019	FY19 Allocation	\$42,179
	Balance Carried Forward	\$42,179

Section 5339 (Years of Fund Availability: Year + 3)

Funding Balance Summary: Annual Allocations, Fund Usage, Transfers & Funding Balance

FY	Annual Funding Summary	Total Federal Funding
2019	FY19 Allocation	\$6,438
	Balance Carried Forward	\$6,438

Dawson County

Section 5307 (Years of Fund Availability: Year + 5)

Funding Balance Summary: Annual Allocations, Fund Usage, Transfers & Funding Balance

FY	Annual Funding Summary	Total Federal Funding
2013	FY13 Allocation - Continuing Resolution Partial Amount	\$6,443
	FY13 Allocation - Full Year Remainder	\$6,943
	Amount Returned to Regional Residual	-\$13,386
	Balance Carried Forward	\$0
2014	FY14 Allocation	\$14,188
	Amount Returned to Regional Residual	-\$14,188
	Balance Carried Forward	\$0
2015	FY15 Allocation - Continuing Resolution Partial Amount	\$9,374
	FY15 Allocation - Full Year Remainder	\$4,707
	Amount Returned to Regional Residual	-\$14,081
	Balance Carried Forward	\$0
2016	FY16 Allocation	\$13,955
	Adjusted Section 5340	\$100
	Amount Returned to Regional Residual	-\$13,955
	Balance Carried Forward	\$100
2017	FY17 Allocation - Continuing Resolution Partial Amount	\$8,427
	FY17 Allocation - Full Year Remainder	\$6,436
	Amount Returned to Regional Residual	-\$14,863
	Amount Returned to Regional Residual (FY16 5340)	-\$100
	Balance Carried Forward	\$0
2018	FY18 Allocation	\$15,586
	Amount Returned to Regional Residual	-\$15,586
	Balance Carried Forward	\$0
2019	FY19 Allocation	\$15,601
	Balance Carried Forward	\$15,601

Douglas County

Section 5307 (Years of Fund Availability: Year + 5)

Funding Balance Summary: Annual Allocations, Fund Usage, Transfers & Funding Balance

FY	Annual Funding Summary	Total Federal Funding
2013	FY13 Allocation - Continuing Resolution Partial Amount	\$571,297
	FY13 Allocation - Full Year Remainder	\$615,534
	Funds applied to Douglas County (GA-2017-023)	-\$540,390
	Balance Carried Forward	\$646,441
2014	FY14 Allocation	\$1,260,677
	Funds applied to Douglas County (GA-2017-023)	-\$104,120
	Balance Carried Forward	\$1,802,998
2015	FY15 Allocation - Continuing Resolution Partial Amount	\$757,685
	FY15 Allocation - Full Year Remainder	\$380,398
	Reallocated Regional Residual FY13 - FY15	\$20,750
	Funds applied to Douglas County (GA-2017-023)	-\$240,000
	Balance Carried Forward	\$2,721,831
2016	FY16 Allocation	\$1,126,618
	Adjusted Section 5340	\$3,276
	Reallocated Regional Residual FY16	\$14,686
	Balance Carried Forward	\$3,866,411
2017	FY17 Allocation - Continuing Resolution Partial Amount	\$588,223
	FY17 Allocation - Full Year Remainder	\$453,731
	Reallocated Regional Residual FY17	\$7,610
	Balance Carried Forward	\$4,915,975
2018	FY18 Allocation	\$881,094
	Funds Applied to Douglas County (Grant App. # Forthcoming)	-\$881,094
	Balance Carried Forward	\$4,915,975
2019	FY19 Allocation	\$872,712
	Balance Carried Forward	\$5,788,687

Funding Used Itemized by Activity

	FY13 5307 Activities Funded	Federal	State	Local	Total
2013	AR-DO-5307A Purchase Vans (Replacement)	\$200,000	\$0	\$50,000	\$250,000
	AR-DO-5307A Purchase Service Expansion	\$200,000	\$0	\$50,000	\$250,000
	AR-DO-5307PM Preventive Maintenance	\$40,000	\$0	\$10,000	\$50,000
	AR-DO-5307E Construct Maintenance Facility	\$746,831	\$0	\$186,708	\$933,539
	Total Funding	\$1,186,831	\$0	\$296,708	\$1,483,539

	FY14 5307 Activities Funded	Federal	State	Local	Total
2014	AR-DO-5307A Purchase Vans (Replacement)	\$160,000	\$0	\$40,000	\$200,000
	AR-DO-5307A Purchase Vans Expansion	\$160,000	\$0	\$40,000	\$200,000
	AR-DO-5307PM Preventive Maintenance	\$40,000	\$0	\$10,000	\$50,000
	AR-DO-5307E Equipment Maintenance Facility	\$400,000	\$0	\$100,000	\$500,000
	AR-DO-5307T Computer Technology Upgrades	\$80,000	\$0	\$20,000	\$100,000
	AR-DO-5307I Park and Ride Expansion	\$420,677	\$0	\$105,169	\$525,846
	Total Funding	\$1,260,677	\$0	\$315,169	\$1,575,846

Douglas cont'd

2015	FY15 5307 Activities Funded				
		Federal	State	Local	Total
	AR-DO-5307A Purchase Replacement Vans	\$320,000	\$0	\$80,000	\$400,000
	AR-DO-5307PM Preventive Maintenance	\$0	\$0	\$0	\$0
	AR-DO-5307L Land Acquisition Park/Ride lots	\$578,083	\$0	\$144,521	\$722,604
	AR-DO-5307F Transp. Center Furnishings, Equip.	\$240,000	\$0	\$60,000	\$300,000
AR-DO-5307S Transit Implementation Study	\$0	\$0	\$0	\$0	
	Total Funding	\$1,138,083	\$0	\$284,521	\$1,422,604

2016	FY16 5307 Activities Funded				
		Federal	State	Local	Total
	AR-DO-5307A Purchase Replacement Vans	\$320,000	\$0	\$80,000	\$400,000
	AR-DO-5307O Operating Assistance	\$379,366	\$0	\$94,842	\$474,208
	AR-DO-5307PM Preventive Maintenance	\$80,000	\$0	\$20,000	\$100,000
AR-DO-5307C Parking/Ride Lot Construction	\$347,252	\$0	\$86,812	\$434,064	
	Total Funding	\$1,126,618	\$0	\$281,654	\$1,408,272

2017	FY17 5307 Activities Funded				
		Federal	State	Local	Total
	AR-DO-5307O Operating Assistance	\$216,460	\$0	\$54,115	\$270,575
	AR-DO-5307PM Preventive Maintenance	\$48,000	\$0	\$12,000	\$60,000
	AR-DO-5307A 10 Replacement Commuter Vans	\$320,000	\$0	\$80,000	\$400,000
AR-DO-5307B Purchase 9 Fifteen Passenger Buses	\$465,104	\$0	\$116,276	\$581,380	
	Total Funding	\$1,049,564	\$0	\$262,391	\$1,311,955

2018	FY18 5307 Activities Funded				
		Federal	State	Local	Total
	Operating Assistance	\$300,565	\$0	\$300,565	\$601,130
	Fixed Route Cutaways	\$548,529	\$0	\$137,132	\$685,661
Staff Vehicles	\$32,000	\$0	\$8,000	\$40,000	
	Total Funding	\$881,094	\$0	\$445,697	\$1,326,791

Douglas County

Section 5339 (Years of Fund Availability: Year + 3)

Funding Balance Summary: Annual Allocations, Fund Usage, Transfers & Funding Balance

FY	Annual Funding Summary	Total Federal Funding
2013	FY13 Allocation	\$175,923
	FY13 Residual	\$3,775
	Amount Returned to Regional Residual	-\$175,923
	Balance Carried Forward	\$3,775
2014	FY14 Allocation	\$185,411
	Funds applied to Douglas County (GA-2017-019)	-\$189,186
	Balance Carried Forward	\$0
2015	FY15 Allocation - Continuing Resolution Partial Amount	\$114,968
	FY15 Allocation - Full Year Remainder	\$57,757
	Funds applied to Douglas County (GA-2017-019)	-\$172,725
	Balance Carried Forward	\$0
2016	FY13 - FY15 Reallocated Residual	\$1,316
	FY16 Allocation	\$120,582
	Funds applied to Douglas County (GA-2017-019)	-\$120,582
	Balance Carried Forward	\$1,316
2017	FY17 Allocation - Continuing Resolution Partial Amount	\$66,205
	FY17 Allocation - Full Year Remainder	\$52,124
	Balance Carried Forward	\$119,645
2018	FY18 Allocation	\$139,669
	Funds Applied to Douglas County (Grant App. # Forthcoming)	-\$139,669
	Balance Carried Forward	\$119,645
2019	FY19 Allocation	\$126,988
	Balance Carried Forward	\$246,633

Funding Used Itemized by Activity

2013	FY13 5339 Activities Funded	Federal	State	Local	Total
	AR-DO-5339B Purchase (4) Vehicles for flex zone bus and demand response service	\$175,923	\$0	\$43,981	\$219,904
	Total Funding	\$175,923	\$0	\$43,981	\$219,904

2014	FY14 5339 Activities Funded	Federal	State	Local	Total
	AR-DO-5339B Purchase (4) Vehicles for flex zone bus and demand response service	\$189,186	\$0	\$47,297	\$236,483
	Total Funding	\$189,186	\$0	\$47,297	\$236,483

2015	FY15 5339 Activities Funded	Federal	State	Local	Total
	AR-DO-5339B Purchase (4) Vehicles for flex zone bus and demand response service	\$172,725	\$0	\$43,181	\$215,906
	Total Funding	\$172,725	\$0	\$43,181	\$215,906

Douglas cont'd

2016	FY16 5339 Activities Funded	Federal	State	Local	Total
		AR-DO-5339C Construct bus-related facilities	\$121,898	\$0	\$30,475
	Total Funding	\$121,898	\$0	\$30,475	\$152,373

2017	FY17 5339 Activities Funded	Federal	State	Local	Total
		AR-DO-5339 ADA Paratransit Vehicles	\$115,870	\$0	\$28,968
	Total Funding	\$115,870	\$0	\$28,968	\$144,838

2018	FY18 5339 Activities Funded	Federal	State	Local	Total
		Fare Box Upgrades	\$139,669	\$0	\$34,917
	Total Funding				

Fayette County

Section 5307 (Years of Fund Availability: Year + 5)

Funding Balance Summary: Annual Allocations, Fund Usage, Transfers & Funding Balance

FY	Annual Funding Summary	Total Federal Funding
2013	FY13 Allocation - Continuing Resolution Partial Amount	\$148,858
	FY13 Allocation - Full Year Remainder	\$160,431
	Amount Returned to Regional Residual	-\$309,289
	Balance Carried Forward	\$0
2014	FY14 Allocation	\$327,816
	Amount Returned to Regional Residual	-\$327,816
	Balance Carried Forward	\$0
2015	FY15 Allocation - Continuing Resolution Partial Amount	\$216,590
	FY15 Allocation - Full Year Remainder	\$108,741
	Amount Returned to Regional Residual	-\$325,331
	Balance Carried Forward	\$0
2016	FY16 Allocation	\$322,431
	Adjusted Section 5340	\$2,306
	Amount Returned to Regional Residual	-\$322,431
	Balance Carried Forward	\$2,306
2017	FY17 Allocation - Continuing Resolution Partial Amount	\$194,714
	FY17 Allocation - Full Year Remainder	\$148,713
	Amount Returned to Regional Residual (FY16 5340)	-\$2,306
	Balance Carried Forward	\$343,427
2018	FY18 Allocation	\$360,121
	Balance Carried Forward	\$703,548
2019	FY19 Allocation	\$360,468
	Balance Carried Forward	\$1,064,016

Forsyth County

Section 5307 (Years of Fund Availability: Year + 5)

Funding Balance Summary: Annual Allocations, Fund Usage, Transfers & Funding Balance

FY	Annual Funding Summary	Total Federal Funding
2013	FY13 Allocation - Continuing Resolution Partial Amount	\$266,093
	FY13 Allocation - Full Year Remainder	\$286,781
	Amount Transferred to GRTA	-\$552,874
	Balance Carried Forward	\$0
2014	FY14 Allocation	\$585,993
	Amount Transferred to GRTA	-\$585,993
	Balance Carried Forward	\$0
2015	FY15 Allocation - Continuing Resolution Partial Amount	\$387,169
	FY15 Allocation - Full Year Remainder	\$194,382
	Amount Transferred to GRTA	-\$581,551
	Balance Carried Forward	\$0
2016	FY16 Allocation	\$576,367
	Adjusted Section 5340	\$4,121
	Amount Transferred to GRTA	-\$580,488
	Balance Carried Forward	\$0
2017	FY17 Allocation - Continuing Resolution Partial Amount	\$348,065
	FY17 Allocation - Full Year Remainder	\$265,835
	Amount Transferred to GRTA	-\$613,900
	Balance Carried Forward	\$0
2018	FY18 Allocation	\$643,740
	Funds applied to Forsyth County	-\$200,000
	Amount Transferred to GRTA	-\$443,740
	Balance Carried Forward	\$0
2019	FY19 Allocation	\$644,359
	Balance Carried Forward	\$644,359

Funding Used Itemized by Activity

2013	FY13 5307 Activities Funded	Federal	State	Local	Total
	Total Funding				

2014	FY14 5307 Activities Funded	Federal	State	Local	Total
	Total Funding				

2015	FY15 5307 Activities Funded	Federal	State	Local	Total
	Total Funding				

Forsyth cont'd

2016	FY16 5307 Activities Funded	Federal	State	Local	Total
	Total Funding				

2017	FY17 5307 Activities Funded	Federal	State	Local	Total
	Total Funding				

2018	FY18 5307 Activities Funded	Federal	State	Local	Total
	Forsyth County Transit Study	\$200,000	\$0	\$50,000	\$250,000
	Total Funding				

GRTA

Section 5307 (Years of Fund Availability: Year + 5)

Funding Balance Summary: Annual Allocations, Fund Usage, Transfers & Funding Balance

FY	Annual Funding Summary	Total Federal Funding
2013	FY13 Allocation - Continuing Resolution Partial Amount	\$2,317,542
	FY13 Allocation - Full Year Remainder	\$2,496,560
	Transfer from Paulding - FY13	\$391,405
	Transfer from Rockdale - FY13	\$275,540
	Transfer from Forsyth -FY13	\$552,874
	Transfer from Coweta -FY13	\$290,226
	Funds applied to GRTA (GA-90-X341)	-\$560,000
	Funds applied to GRTA (GA-90-X325 Operating)	-\$1,396,754
	Funds applied to GRTA (GA-2016-014)	-\$1,869,912
	Funds applied to GRTA (GA-2017-001)	-\$572,255
	Balance Carried Forward	\$1,925,226
2014	FY14 Allocation	\$5,335,198
	Transfer from Paulding - FY14	\$414,852
	Transfer from Rockdale - FY14	\$292,046
	Transfer from Forsyth -FY14	\$585,993
	Funds applied to GRTA (GA-90-X352)	-\$3,300,000
	Funds applied to GRTA (GA-2016-014)	-\$470,918
	Funds applied to GRTA (GA-2016-014-01)	-\$292,574
	Funds applied to GRTA (GA-2017-010)	-\$1,250,000
	Funds applied to GRTA (GA-2017-001)	-\$339,745
	Balance Carried Forward	\$2,900,078
2015	FY15 Allocation - Continuing Resolution Partial Amount	\$3,855,234
	FY15 Allocation - Full Year Remainder	\$1,935,550
	Transfer from Forsyth -FY15	\$581,551
	Transfer from Paulding - FY15	\$411,707
	Transfer from Rockdale - FY15	\$289,832
	Funds applied to GRTA (GA-2016-014-01)	-\$2,732,426
	Funds applied to GRTA (GA-2017-001-01)	-\$850,000
	Balance Carried Forward	\$6,391,526
2016	FY16 Allocation	\$5,727,850
	FY16 Low Income	\$200,000
	Transfer from Forsyth -FY16	\$580,488
	Transfer from Paulding - FY16	\$410,955
	Transfer from Rockdale - FY16	\$289,303
	Reallocate Residual FY13-FY15	\$158,901
	Funds applied to GRTA (GA-2016-001)	-\$2,195,000
	Funds applied to GRTA (GA-2017-001-01)	-\$200,000
	Reallocated Regional Residual FY16	\$116,686
	Balance Carried Forward	\$11,480,709
2017	FY17 Allocation - Continuing Resolution Partial Amount	\$2,955,646
	FY17 Allocation - Full Year Remainder	\$2,299,832
	Transfer from Forsyth -FY17	\$613,900
	Transfer from Paulding - FY17	\$434,608
	Transfer from Rockdale - FY17	\$305,954
	Reallocated Regional Residual FY17	\$60,462
	Balance Carried Forward	\$18,151,111
2018	Transfer to SRTA@Sep17	-\$17,860,885
	Transfer from SRTA@13Apr18 (GRTA\$17,860,885 & Cherokee \$2,046,952)	\$19,907,837
	FY18 Allocation	\$5,623,463
		Balance Carried Forward
2019	FY 2019 Allocation	\$3,880,164
		Balance Carried Forward

Funding Used Itemized by Activity - GRTA

2013	FY13 5307 Activities Funded	Federal	State	Local	Total
	AR-GRTA-5307O Operating Assistance	\$1,396,754	\$1,396,754	\$0	\$2,793,508
	AR-GRTA-5307PM Preventive Maintenance	\$2,195,000	\$548,750	\$0	\$2,743,750
	GRTA-5307C Xpress Capital Cost of Contracting	\$1,869,912	\$5,843,475	\$0	\$7,713,387
	GRTA-5307S Short Range Planning	\$572,255	\$143,064	\$0	\$715,319
	GRTA/SRTA-5307 Purchase Asset Management Software	\$480,000	\$120,000	\$0	\$600,000
	5307-5307 Project Administration	\$200,043	\$50,011	\$0	\$250,054
	Total Funding	\$6,713,964	\$8,102,054	\$0	\$14,816,018

2014	FY14 5307 Activities Funded	Federal	State	Local	Total
	AR-GRTA-5307C Xpress Capital Cost of Contracting	\$2,100,000	\$6,562,500	\$0	\$8,662,500
	GRTA-5307C Capital Cost of Contracting Vanpool	\$2,960,000	\$7,400,000	\$0	\$10,360,000
	GRTA-5307P Transit Planning	\$339,745	\$84,936	\$0	\$424,681
	AR-GRTA-5307P Transit Planning	\$35,369	\$8,842	\$0	\$44,211
	AR-GRTA-5307PM Preventive Maintenance	\$728,123	\$182,031	\$0	\$910,154
	AR-GRTA-5307MM Mobility Management	\$50,000	\$12,500	\$0	\$62,500
	AR-GRTA/SRTA-5307-XPRESS Fleet Reinvestment	\$1,111,242	\$277,811	\$0	\$1,389,053
Total Funding	\$7,324,479	\$14,528,620	\$0	\$21,853,099	

2015	FY15 5307 Activities Funded	Federal	State	Local	Total
	AR-GRTA-5307C Capital Cost of Contracting	\$475,000	\$1,484,375	\$0	\$1,959,375
	AR-GRTA-5307P Transit Planning	\$850,000	\$212,500	\$0	\$1,062,500
	AR-GRTA-5307PM Preventive Maintenance	\$2,257,426	\$926,857	\$0	\$3,184,283
	GRTA/SRTA-5307- XPRESS Fleet Reinvestment	\$1,677,303	\$419,326	\$0	\$2,096,629
	GRTA/SRTA-5307-TAM State of Good Repair Upgrades	\$2,484,664	\$621,166	\$0	\$3,105,830
Total Funding	\$7,744,393	\$3,664,224	\$0	\$11,408,617	

2016	FY16 5307 Activities Funded	Federal	State	Local	Total
	AR-GRTA-5307 XPRESS Airport Service Planning (JARC/Low-In	\$200,000	\$50,000	\$0	\$250,000
	AR-GRTA-5307 Xpress Fleet Reinvestment	\$1,514,710	\$378,678	\$0	\$1,893,388
	AR-GRTA/SRTA-5307-Project Administration	\$201,451	\$50,363	\$0	\$251,814
	AR-GRTA/SRTA-5307-Capital Cost of Contracting - Xpress	\$2,032,675	\$4,319,434	\$0	\$6,352,109
	AR-GRTA/SRTA-5307-Capital Cost of Contracting - Vanpool	\$1,681,875	\$2,859,188	\$0	\$4,541,063
	AR-GRTA/SRTA-5307-Preventive Maintenance	\$944,471	\$236,118	\$0	\$1,180,589
	AR-GRTA/SRTA-5307-Mobility Management	\$40,000	\$10,000	\$0	\$50,000
	AR-GRTA/SRTA-5307-Short Range Transit Planning	\$869,001	\$217,250	\$0	\$1,086,251
Total Funding	\$7,484,183	\$8,121,030	\$0	\$15,605,213	

2017	FY17 5307 Activities Funded	Federal	State	Local	Total
	Short Range Transit Planning	\$1,030,999	\$257,750	\$0	\$1,288,749
Total Funding	\$1,030,999	\$257,750	\$0	\$1,288,749	

2018	FY18 5307 Activities Funded	Federal	State	Local	Total
	Total Funding				

GRTA

Section 5337 High Intensity Motorbus (Years of Fund Availability: Year + 3)

Funding Balance Summary: Annual Allocations, Fund Usage, Transfers & Funding Balance

FY	Annual Funding Summary	Total Federal Funding
2013	FY13 Allocation	\$611,792
	Funds applied to GRTA (GA-2016-008)	-\$611,792
	Balance Carried Forward	\$0
2014	FY14 Allocation	\$822,397
	Funds applied to GRTA (GA-2016-008)	-\$822,397
	Balance Carried Forward	\$0
2015	FY15 Allocation - Continuing Resolution Partial Amount	\$703,445
	FY15 Allocation - Full Year Remainder	\$303,170
	Funds applied to GRTA (GA-2016-008)	-\$1,006,615
	Balance Carried Forward	\$0
2016	FY16 Allocation	\$1,281,641
	FY15 - FY16 Unallocated Shared Segment	\$100,000
	Funds applied to GRTA (GA-2017-022)	-\$1,281,641
	Balance Carried Forward	\$100,000
2017	FY17 Allocation - Continuing Resolution Partial Amount	\$821,100
	FY17 Allocation - Full Year Remainder	\$634,429
	Balance Carried Forward	\$1,555,529
2018	Transfer to SRTA	-\$1,555,529
	Transfer from SRTA	\$1,555,529
	FY18 Allocation	\$1,769,131
	Balance Carried Forward	\$3,324,660
2019	FY19 Allocation	\$1,367,190
	Balance Carried Forward	\$4,691,850

Funding Used Itemized by Activity

FY	FY 5337 Activities Funded	Federal	State	Local	Total
2013	FY13 5337 Activities Funded				
	AR-GRTA-5337PM - XPRESS Preventive Maintenance	\$611,792	\$152,948	\$0	\$764,740
	Total Funding	\$611,792	\$152,948	\$0	\$764,740
2014	FY14 5337 Activities Funded				
	AR-GRTA-5337PM - XPRESS Preventive Maintenance	\$822,397	\$205,599	\$0	\$1,027,996
	Total Funding	\$822,397	\$205,599	\$0	\$1,027,996
2015	FY15 5337 Activities Funded				
	AR-GRTA-5337PM - XPRESS Preventive Maintenance	\$1,056,615	\$264,154	\$0	\$1,320,769
	Total Funding	\$1,056,615	\$264,154	\$0	\$1,320,769
2016	FY16 5337 Activities Funded				
	AR-GRTA-5337PM - XPRESS Preventive Maintenance	\$1,281,641	\$320,410	\$0	\$1,602,051
	AR-GRTA/SRTA-5337PM - Preventive Maintenance	\$100,000	\$25,000	\$0	\$125,000
	Total Funding	\$1,381,641	\$345,410	\$0	\$1,727,051
2017	FY17 5337 Activities Funded				
	Preventive Maintenance	\$1,455,529	\$363,882	\$0	\$1,819,411
	Total Funding	\$1,455,529	\$363,882	\$0	\$1,819,411

GRTA cont'd

2018	FY18 5337 Activities Funded	Federal	State	Local	Total
	Total Funding				

GRTA

Section 5339 (Years of Fund Availability: Year + 3)

Funding Balance Summary: Annual Allocations, Fund Usage, Transfers & Funding Balance

FY	Annual Funding Summary	Total Federal Funding
2013	FY13 Allocation	\$769,138
	FY13 Residual	\$27,070
	Funds applied to GRTA (GA-2016-010)	-\$796,208
	Balance Carried Forward	\$0
2014	FY14 Allocation	\$861,385
	FY14 Residual	\$25,070
	Transfer from Coweta	\$39,077
	Funds applied to GRTA (GA-2016-010-01)	-\$925,532
	Balance Carried Forward	\$0
2015	FY15 Allocation - Continuing Resolution Partial Amount	\$561,414
	FY15 Allocation - Full Year Remainder	\$280,670
	Transfer from Coweta	\$39,273
	Funds applied to GRTA (GA-2016-010-01)	-\$842,084
	Balance Carried Forward	\$39,273
2016	FY13 - FY15 Residual	\$9,593
	FY16 Allocation	\$542,689
	Funds applied to GRTA (GA-2016-010-01)	-\$552,282
	Balance Carried Forward	\$39,273
2017	FY17 Allocation - Continuing Resolution Partial Amount	\$289,141
	FY17 Allocation - Full Year Remainder	\$227,641
	Balance Carried Forward	\$556,055
2018	Transfer to SRTA@Sept17	-\$516,782
	Transfer from SRTA@13Apr18	\$516,782
	FY18 Allocation	\$700,320
	Balance Carried Forward	\$1,256,375
2019	FY 2019 Allocation	\$578,509
	Balance Carried Forward	\$1,834,884

Funding Used Itemized by Activity - GRTA

2013	FY13 5339 Activities Funded	Federal	State	Local	Total
	Total Funding				

2014	FY14 5339 Activities Funded	Federal	State	Local	Total
	Total Funding				

2015	FY15 5339 Activities Funded	Federal	State	Local	Total
	Total Funding				

2016	FY16 5339 Activities Funded	Federal	State	Local	Total
	Grants/GA-2016-010	\$796,208	\$199,052	\$0	\$995,260
	Total Funding	\$796,208	\$199,052	\$0	\$995,260

2017	FY17 5339 Activities Funded	Federal	State	Local	Total
	Grants/GA-2016-010-01	\$2,319,898	\$579,975	\$0	\$2,899,873
	Total Funding	\$2,319,898	\$579,975	\$0	\$2,899,873

2018	FY18 5339 Activities Funded	Federal	State	Local	Total
	Total Funding				

Gwinnett County

Section 5307 (Years of Fund Availability: Year + 5)

Funding Balance Summary: Annual Allocations, Fund Usage, Transfers & Funding Balance

FY	Annual Funding Summary	Total Federal Funding
2013	FY13 Allocation - Continuing Resolution Partial Amount	\$2,578,369
	FY13 Allocation - Full Year Remainder	\$2,778,448
	Funds applied to Gwinnett County (GA-90-X349 Operating)	-\$1,681,383
	Funds applied to Gwinnett County (GA-90-X349)	-\$3,675,434
	Balance Carried Forward	\$0
2014	FY14 Allocation	\$5,435,014
	Funds applied to Gwinnett County (GA-2017-004)	-\$5,435,014
	Balance Carried Forward	\$0
2015	FY15 Allocation - Continuing Resolution Partial Amount	\$3,520,913
	FY15 Allocation - Full Year Remainder	\$1,767,700
	Funds applied to Gwinnett County (GA-2017-004-01)	-\$5,288,613
	Balance Carried Forward	\$0
2016	Reallocate Residual FY13-FY15	\$40,394
	FY16 Allocation	\$5,238,896
	Adjusted Section 5340	\$28,142
	Reallocated Regional Residual FY16	\$28,757
	Funds applied to Gwinnett County (GA-2018-001)	-\$5,308,047
	Balance Carried Forward	\$28,142
2017	FY17 Allocation - Continuing Resolution Partial Amount	\$3,077,456
	FY17 Allocation - Full Year Remainder	\$2,360,479
	Reallocated Regional Residual FY17	\$14,901
	Balance Carried Forward	\$5,480,978
2018	FY18 Allocation	\$5,524,433
	Balance Carried Forward	\$5,524,433
2019	FY19 Allocation	\$5,467,963
	Balance Carried Forward	\$10,992,396

Funding Used Itemized by Activity

	FY13 5307 Activities Funded	Federal	State	Local	Total
2013	AR-GW-5307A Operating Assistance	\$1,681,383	\$0	\$1,681,383	\$3,362,766
	AR-GW-5307C Paratransit Operating	\$535,680	\$66,960	\$66,960	\$669,600
	AR-GW-5307G Assoc. Transit Improvement	\$53,600	\$0	\$13,400	\$67,000
	AR-GW-5307G Capital Cost of Contracting	\$3,026,154	\$378,269	\$378,270	\$3,750,000
	AR-GW-5307P Preventive Maintenance	\$60,000	\$0	\$15,000	\$75,000
	Total Funding	\$6,033,921	\$0	\$315,169	\$14,777,467

	FY14 5307 Activities Funded	Federal	State	Local	Total
2014	AR-GW-5307A Operating Assistance	\$1,702,496	\$0	\$1,702,496	\$3,404,992
	AR-GW-5307 Paratransit Operating	\$543,500	\$67,937	\$67,938	\$679,375
	AR-GW-5307 Assoc. Transit Enhancements	\$54,400	\$0	\$13,600	\$68,000
	AR-GW-5307G Capital Cost of Contracting	\$2,474,618	\$309,327	\$309,328	\$3,093,273
	AR-GW-5307P Paratransit Vehicle	\$600,000	\$0	\$75,000	\$750,000
	AR-GW-5307P Preventive Maintenance	\$60,000	\$0	\$15,000	\$75,000
Total Funding	\$5,435,014	\$452,264	\$2,183,362	\$8,070,640	

Gwinnett cont'd

2015	FY15 5307 Activities Funded	Federal	State	Local	Total
	AR-GW-5307A Operating Assistance	\$1,702,496	\$0	\$1,702,496	\$3,404,992
	AR-GW-5307C Paratransit Operating Assistance	\$434,801	\$0	\$108,700	\$543,501
	AR-GW-5307G Associated Transit Improvements	\$43,480	\$0	\$10,870	\$54,350
	AR-GW-5307G Capital Cost of Contracting	\$3,060,635	\$0	\$765,159	\$3,825,794
	AR-GW-5307P Preventive Maintenance	\$60,000	\$0	\$15,000	\$75,000
	AR-GW-5307P Short Range Planning	\$17,600	\$0	\$4,400	\$22,000
	AR-GW-5307L Facility Lease Transit Center	\$116,002	\$0	\$29,001	\$145,003
	Total Funding	\$5,435,014	\$0	\$2,635,626	\$8,070,640

2016	FY16 5307 Activities Funded	Federal	State	Local	Total
	AR-GW-5307A Operating Assistance	\$1,657,456	\$0	\$1,657,456	\$3,314,912
	AR-GW-5307C ADA Paratransit	\$530,805	\$0	\$132,701	\$663,506
	AR-GW-5307G Capital Cost of Contracting	\$3,066,706	\$0	\$766,677	\$3,833,383
	AR-GW-5307S Security Equipment	\$53,080	\$0	\$13,270	\$66,350
	Total Funding	\$5,308,047	\$0	\$2,570,104	\$7,878,151

2017	FY17 5307 Activities Funded	Federal	State	Local	Total
	AR-GW-5307A Operating Assistance (A)	\$1,768,324	\$0	\$1,768,324	\$3,536,648
	AR-GW-5307C ADA Paratransit	\$543,794	\$0	\$135,948	\$679,742
	AR-GW-5307G Capital Cost of Contracting	\$3,071,438	\$0	\$767,860	\$3,839,298
	AR-GW-5307S Security Equipment	\$54,379	\$0	\$13,595	\$67,974
	Total Funding	\$5,437,935	\$0	\$2,685,727	\$8,123,662

2018	FY18 5307 Activities Funded	Federal	State	Local	Total
		Total Funding			

Gwinnett County

Section 5337 High Intensity Motorbus (Years of Fund Availability: Year + 3)

Funding Balance Summary: Annual Allocations, Fund Usage, Transfers & Funding Balance

FY	Annual Funding Summary	Total Federal Funding
2013	FY13 Allocation	\$1,087,461
	Funds applied to Gwinnett County (GA-2016-019)	-\$1,087,461
	Balance Carried Forward	\$0
2014	FY14 Allocation	\$1,261,473
	Funds applied to Gwinnett County (GA-2016-019-01)	-\$1,261,473
	Balance Carried Forward	\$0
2015	FY15 Allocation - Continuing Resolution Partial Amount	\$741,797
	FY15 Allocation - Full Year Remainder	\$372,425
	Funds applied to Gwinnett County (GA-2016-019-01)	-\$1,114,222
	Balance Carried Forward	\$0
2016	FY16 Allocation	\$1,525,108
	FY16 Unallocated Shared Segment	\$50,000
	Balance Carried Forward	\$1,575,108
2017	FY17 Allocation - Continuing Resolution Partial Amount	\$973,742
	FY17 Allocation - Full Year Remainder	\$752,392
	Balance Carried Forward	\$3,301,242
2018	FY18 Allocation	\$1,710,620
	Balance Carried Forward	\$5,011,862
2019	FY19 Allocation	\$1,240,419
	Balance Carried Forward	\$6,252,281

Funding Used Itemized by Activity

2013	FY13 5337 Activities Funded	Federal	State	Local	Total
	AR-GW-5337PM Commuter Bus Midlife Overhaul	\$1,087,461	\$0	\$271,865	\$1,359,326
	Total Funding	\$1,087,461	\$0	\$271,865	\$1,359,326

2014	FY14 5337 Activities Funded	Federal	State	Local	Total
	AR-GW-5337PM Commuter Bus Midlife Overhaul	\$1,261,473	\$0	\$315,368	\$1,576,841
	Total Funding	\$1,261,473	\$0	\$315,368	\$1,576,841

2015	FY15 5337 Activities Funded	Federal	State	Local	Total
	AR-GW-5337PM Commuter Bus Midlife Overhaul	\$1,114,222	\$0	\$278,556	\$1,392,778
	Total Funding	\$1,114,222	\$0	\$278,556	\$1,392,778

2016	FY16 5337 Activities Funded	Federal	State	Local	Total
	AR-GW-5337PM Commuter Bus Midlife Overhaul	\$1,575,108	\$0	\$393,777	\$1,968,885
	Total Funding	\$1,525,108	\$0	\$393,777	\$1,968,885

2017	FY17 5337 Activities Funded	Federal	State	Local	Total
	AR-GW-5337PM Commuter Bus Midlife Overhaul	\$1,726,134	\$0	\$431,534	\$2,157,668
	Total Funding	\$1,726,134	\$0	\$431,534	\$2,157,668

2018	FY18 5337 Activities Funded	Federal	State	Local	Total
	Total Funding				

Gwinnett County

Section 5339 (Years of Fund Availability: Year + 3)

Funding Balance Summary: Annual Allocations, Fund Usage, Transfers & Funding Balance

FY	Annual Funding Summary	Total Federal Funding
2013	FY13 Allocation	\$696,415
	FY13 Residual	\$7,325
	Funds applied to Gwinnett County (GA-2016-020)	-\$696,415
	Balance Carried Forward	\$7,325
2014	FY14 Allocation	\$683,657
	Funds applied to Gwinnett County (GA-2016-020-01)	-\$683,657
	Balance Carried Forward	\$7,325
2015	FY15 Allocation - Continuing Resolution Partial Amount	\$451,134
	FY15 Allocation - Full Year Remainder	\$226,636
	Funds applied to Gwinnett County (GA-2016-020-01)	-\$685,095
	Balance Carried Forward	\$0
2016	FY13 - FY15 Residual @ March15	\$2,540
	FY16 Allocation	\$569,925
	Balance Carried Forward	\$572,465
2017	FY17 Allocation - Continuing Resolution Partial Amount	\$333,534
	FY17 Allocation - Full Year Remainder	\$262,600
	Balance Carried Forward	\$1,168,599
2018	FY18 Allocation	\$798,321
	Balance Carried Forward	\$1,966,920
2019	FY19 Allocation	\$710,496
	Balance Carried Forward	\$2,677,416

Funding Used Itemized by Activity

2013	FY13 5339 Activities Funded	Federal	State	Local	Total
	AR-GW-5339A Transit Bus Replacement	\$696,415	\$0	\$174,104	\$870,519
	Total Funding	\$696,415	\$0	\$174,104	\$870,519

2014	FY14 5339 Activities Funded	Federal	State	Local	Total
	AR-GW-5339A Transit Bus Expansion	\$690,982	\$0	\$172,746	\$863,728
	Total Funding	\$690,982	\$0	\$172,746	\$863,728

2015	FY15 5339 Activities Funded	Federal	State	Local	Total
	AR-GW-5339A Transit Bus Expansion	\$677,770	\$0	\$169,443	\$847,213
	Total Funding	\$677,770	\$0	\$169,443	\$847,213

2016	FY16 5339 Activities Funded	Federal	State	Local	Total
	AR-GW-5339A Transit Bus Expansion	\$572,465	\$0	\$143,116	\$715,581
	Total Funding	\$572,465	\$0	\$143,116	\$715,581

2017	FY17 5339 Activities Funded	Federal	State	Local	Total
	AR-GW-5339 Transit Bus Expansion	\$596,134	\$0	\$149,034	\$745,168
	Total Funding	\$596,134	\$0	\$149,034	\$745,168

2018	FY18 5339 Activities Funded	Federal	State	Local	Total
	Total Funding				

Hall County

Section 5307 (Years of Fund Availability: Year + 5)

Funding Balance Summary: Annual Allocations, Fund Usage, Transfers & Funding Balance

FY	Annual Funding Summary	Total Federal Funding
2013	FY13 Allocation - Continuing Resolution Partial Amount	\$21,965
	FY13 Allocation - Full Year Remainder	\$23,673
	Amount Returned to Regional Residual	-\$45,638
	Balance Carried Forward	\$0
2014	FY14 Allocation	\$48,372
	Amount Returned to Regional Residual	-\$48,372
	Balance Carried Forward	\$0
2015	FY15 Allocation - Continuing Resolution Partial Amount	\$31,959
	FY15 Allocation - Full Year Remainder	\$16,046
	Amount Returned to Regional Residual	-\$48,005
	Balance Carried Forward	\$0
2016	FY16 Allocation	\$47,577
	Adjusted Section 5340	\$340
	Balance Carried Forward	\$47,917
2017	FY17 Allocation - Continuing Resolution Partial Amount	\$28,731
	FY17 Allocation - Full Year Remainder	\$21,944
	Balance Carried Forward	\$98,592
2018	FY18 Allocation	\$53,138
	Balance Carried Forward	\$151,730
2019	FY19 Allocation	\$53,190
	Balance Carried Forward	\$204,920

Hall County

Section 5339 (Years of Fund Availability: Year + 3)

Funding Balance Summary: Annual Allocations, Fund Usage, Transfers & Funding Balance

FY	Annual Funding Summary	Total Federal Funding
2013	FY13 Allocation	\$6,015
	Amount Returned to Regional Residual	-\$6,015
	Balance Carried Forward	\$0
2014	FY14 Allocation	\$6,162
	Amount Returned to Regional Residual	-\$6,162
	Balance Carried Forward	\$0
2015	FY15 Allocation - Continuing Resolution Partial Amount	\$4,122
	FY15 Allocation - Full Year Remainder	\$2,071
	Amount Returned to Regional Residual	-\$6,193
	Balance Carried Forward	\$0
2016	FY16 Allocation	\$5,710
	Balance Carried Forward	\$5,710
2017	FY17 Allocation - Continuing Resolution Partial Amount	\$3,276
	FY17 Allocation - Full Year Remainder	\$2,579
	Balance Carried Forward	\$11,565
2018	FY18 Allocation	\$8,013
	Balance Carried Forward	\$19,578
2019	FY19 Allocation	\$7,338
	Balance Carried Forward	\$26,916

Henry County

Section 5307 (Years of Fund Availability: Year + 5)

Funding Balance Summary: Annual Allocations, Fund Usage, Transfers & Funding Balance

FY	Annual Funding Summary	Total Federal Funding
2013	FY13 Allocation - Continuing Resolution Partial Amount	\$300,437
	FY13 Allocation - Full Year Remainder	\$323,795
	Balance Carried Forward	\$624,231
2014	FY14 Allocation	\$799,477
	Balance Carried Forward	\$1,423,708
2015	FY15 Allocation - Continuing Resolution Partial Amount	\$536,894
	FY15 Allocation - Full Year Remainder	\$269,553
	Balance Carried Forward	\$2,230,155
2016	Reallocate Residual FY13-FY15	\$4,010
	FY16 Allocation	\$798,966
	Adjusted Section 5340	\$4,654
	Reallocated Regional Residual FY16	\$4,014
	Balance Carried Forward	\$3,041,799
2017	FY17 Allocation - Continuing Resolution Partial Amount	\$483,208
	FY17 Allocation - Full Year Remainder	\$370,346
	Reallocated Regional Residual FY17	\$2,080
	Balance Carried Forward	\$3,897,433
2018	FY18 Allocation	\$912,473
	Balance Carried Forward	\$4,809,906
2019	FY19 Allocation	\$905,467
	Balance Carried Forward	\$5,715,373

Funding Used Itemized by Activity

	FY13 5307 Activities Funded	Federal	State	Local	Total
2013	AR-HE-5307 Bus Replacement	\$315,123	\$0	\$78,781	\$393,904
	AR-HE-5307PM Preventive Maintenance	\$120,000	\$0	\$30,000	\$150,000
	AR-HE-5307SE Support Equipment	\$32,000	\$0	\$8,000	\$40,000
	AR-HE-5307E Employee Ed. Training	\$16,000	\$0	\$4,000	\$20,000
	Total Funding	\$483,123	\$0	\$120,781	\$603,904

	FY14 5307 Activities Funded	Federal	State	Local	Total
2014	AR-HE-5307 Bus Replacement	\$196,952	\$0	\$49,238	\$246,190
	AR-HE-5307PM Preventive Maintenance	\$120,000	\$0	\$30,000	\$150,000
	AR-HE-5307B Bus Expansion	\$240,000	\$0	\$60,000	\$300,000
	AR-HE-5307E Employee Ed. Training	\$16,000	\$0	\$4,000	\$20,000
	Total Funding	\$572,952	\$0	\$143,238	\$716,190

	FY15 5307 Activities Funded	Federal	State	Local	Total
2015	AR-HE-5307 Bus Replacement	\$196,952	\$0	\$49,238	\$246,190
	AR-HE-5307PM Preventive Maintenance	\$120,000	\$0	\$30,000	\$150,000
	AR-HE-5307B Bus Expansion	\$240,000	\$0	\$60,000	\$300,000
	AR-HE-5307E Employee Ed. Training	\$16,000	\$0	\$4,000	\$20,000
	Total Funding	\$572,952	\$0	\$143,238	\$716,190

Henry cont'd

2016		FY16 5307 Activities Funded	Federal	State	Local	Total
		AR-HE-5307O Operating	\$435,858	\$0	\$435,858	\$871,716
		AR-HE-5307 Bus Replacement	\$196,952	\$0	\$49,238	\$246,190
		AR-HE-5307PM Preventive Maintenance	\$120,000	\$0	\$30,000	\$150,000
		AR-HE-5307B Bus Expansion	\$240,000	\$0	\$60,000	\$300,000
		AR-HE-5307E Employee Ed. Training	\$16,000	\$0	\$4,000	\$20,000
		Total Funding	\$1,008,810	\$0	\$579,096	\$1,587,906

2017		FY17 5307 Activities Funded	Federal	State	Local	Total
		AR-HE-5307O Operating	\$4,450,307	\$0	\$450,307	\$900,614
		AR-HE-5307 Bus Replacement	\$196,952	\$0	\$49,238	\$246,190
		AR-HE-5307PM Preventive Maintenance	\$120,000	\$0	\$30,000	\$150,000
		AR-HE-5307B Bus Expansion	\$240,000	\$0	\$60,000	\$300,000
		AR-HE-5307E Employee Ed. Training	\$16,000	\$0	\$4,000	\$20,000
		Total Funding	\$1,023,259	\$0	\$593,545	\$1,607,906

2018		FY18 5307 Activities Funded	Federal	State	Local	Total
		Total Funding				

Henry County

Section 5339 (Years of Fund Availability: Year + 3)

Funding Balance Summary: Annual Allocations, Fund Usage, Transfers & Funding Balance

FY	Annual Funding Summary	Total Federal Funding
2013	FY13 Allocation	\$81,517
	Amount Returned to Regional Residual	-\$81,517
	Balance Carried Forward	\$0
2014	FY14 Allocation	\$101,320
	Amount Returned to Regional Residual	\$748
	Funds applied to Henry County (GA-2017-024)	-\$96,990
	Lapsed Funds	-\$5,078
	Balance Carried Forward	\$0
2015	FY15 Allocation - Continuing Resolution Partial Amount	\$69,185
	FY15 Allocation - Full Year Remainder	\$34,742
	Balance Carried Forward	\$103,927
2016	FY16 Allocation	\$98,942
	Balance Carried Forward	\$202,869
2017	FY17 Allocation - Continuing Resolution Partial Amount	\$57,381
	FY17 Allocation - Full Year Remainder	\$45,178
	Balance Carried Forward	\$305,428
2018	FY18 Allocation	\$145,045
	Balance Carried Forward	\$450,473
2019	FY19 Allocation	\$126,645
	Balance Carried Forward	\$577,118

Funding Used Itemized by Activity

2013		FY13 5339 Activities Funded	Federal	State	Local	Total
		Total Funding				

2014		FY14 5339 Activities Funded	Federal	State	Local	Total
		AR-HE-5339 Bus Replacement	\$39,390	\$0	\$9,848	\$49,238
		AR-HE-5339 Transit Bus Canopy	\$4,800	\$0	\$1,200	\$6,000
		AR-HE-5339 Support Equipment	\$28,000	\$0	\$7,000	\$35,000
		Total Funding	\$72,190	\$0	\$18,048	\$90,238

2015		FY15 5339 Activities Funded	Federal	State	Local	Total
		AR-HE-5339 Bus Replacement	\$39,390	\$0	\$9,848	\$49,238
		AR-HE-5339PM Preventive Maintenance	\$40,000	\$0	\$10,000	\$50,000
		Total Funding	\$79,390	\$0	\$19,848	\$99,238

2016		FY16 5339 Activities Funded	Federal	State	Local	Total
		AR-HE-5339 Bus Expansion	\$35,517	\$0	\$8,879	\$44,396
		AR-HE-5339PM Preventive Maintenance	\$63,425	\$0	\$15,857	\$79,281
		Total Funding	\$98,942	\$0	\$24,736	\$123,677

Henry cont'd

2017	FY17 5339 Activities Funded	Federal	State	Local	Total
		AR-HE-5339PM Preventive Maintenance	\$0	\$0	\$10,000
	Total Funding	\$0	\$0	\$10,000	\$10,000

2018	FY18 5339 Activities Funded	Federal	State	Local	Total
	Total Funding				

Jackson County

Section 5307 (Years of Fund Availability: Year + 5)

Funding Balance Summary: Annual Allocations, Fund Usage, Transfers & Funding Balance

FY	Annual Funding Summary	Total Federal Funding
2013	FY13 Allocation - Continuing Resolution Partial Amount	\$9,963
	FY13 Allocation - Full Year Remainder	\$10,738
	Amount Returned to Regional Residual	-\$20,701
	Balance Carried Forward	\$0
2014	FY14 Allocation	\$21,941
	Amount Returned to Regional Residual	-\$21,941
	Balance Carried Forward	\$0
2015	FY15 Allocation - Continuing Resolution Partial Amount	\$14,496
	FY15 Allocation - Full Year Remainder	\$7,278
	Amount Returned to Regional Residual	-\$21,774
	Balance Carried Forward	\$0
2016	FY16 Allocation	\$21,580
	Adjusted Section 5340	\$154
	Balance Carried Forward	\$21,734
2017	FY17 Allocation - Continuing Resolution Partial Amount	\$13,032
	FY17 Allocation - Full Year Remainder	\$9,953
	Balance Carried Forward	\$44,719
2018	FY18 Allocation	\$24,103
	Balance Carried Forward	\$68,822
2019	FY19 Allocation	\$24,126
	Balance Carried Forward	\$92,948

MARTA

Section 5307 (Years of Fund Availability: Year + 5)

Funding Balance Summary: Annual Allocations, Fund Usage, Transfers & Funding Balance

FY	Annual Funding Summary	Total Federal Funding
2013	FY13 Allocation - Continuing Resolution Partial Amount	\$19,815,778
	FY13 Allocation - Full Year Remainder	\$21,348,485
	FY13 Low Income Component	\$800,000
	Funds applied to MARTA (GA-90-X328-01)	-\$17,066,325
	Funds applied to MARTA (GA-90-X328)	-\$24,897,938
	Balance Carried Forward	\$0
2014	FY14 Allocation	\$41,772,673
	FY14 Low Income Component	\$1,081,546
	Funds applied to MARTA (GA-90-X335)	-\$33,273,575
	Funds applied to MARTA (GA-90-X350)	-\$6,000,000
	Balance Carried Forward	\$3,580,644
2015	FY15 Allocation - Continuing Resolution Partial Amount	\$28,274,408
	FY15 Allocation - Full Year Remainder	\$14,195,388
	FY15 Low Income Component	\$1,078,929
	ARC Transfer for FY12 Regional Bus Stop Signage	\$355,655
	Funds applied to MARTA (GA-90-x350)	-\$28,274,408
	Funds applied to MARTA (GA-90-X350-01)	-\$8,497,241
	Balance Carried Forward	\$10,713,375
2016	FY16 Allocation	\$42,028,114
	FY16 Low Income Component	\$1,000,000
	Reallocate Residual FY13-FY15	\$770,513
	Adjusted Section 5340	\$72,094
	Funds applied to MARTA (GA-2016-016)	-\$49,800,000
	Reallocated Regional Residual FY16	\$602,902
	Balance Carried Forward	\$5,386,998
2017	FY17 Allocation - Continuing Resolution Partial Amount	\$26,051,973
	FY17 Allocation - Full Year Remainder	\$20,183,980
	Funds applied to MARTA (GA-2017-021)	-\$31,000,000
	Reallocated Regional Residual FY17	\$312,403
	Funds applied to MARTA (GA-2017-021-01)	-\$20,579,699
	Balance Carried Forward	\$355,655
2018	FY18 Allocation	\$48,045,219
	Funds applied to MARTA	-\$48,045,219
	Balance Carried Forward	\$355,655
2019	FY19 Allocation	\$49,701,643
	Balance Carried Forward	\$50,057,298

Funding Used Itemized by Activity

FY13 5307 Activities Funded		Federal	State	Local	Total
2013	AR-5307 Security Equipment	\$472,000	\$0	\$118,000	\$590,000
	AR-5307E Env. Rehab/Renovation	\$0	\$300,000	\$0	\$300,000
	AR-5307G Regional Transit Planning	\$0	\$0	\$640,000	\$640,000
	AR-5307L Preventive Maintenance	\$41,208,000	\$0	\$10,302,000	\$51,510,000
	AR-5307N Transit Enhancements	\$472,000	\$400,000	\$118,000	\$990,000
	AR-5307O Operating Assistance	\$2,000,000	\$0	\$500,000	\$2,500,000
	Total Funding	\$44,152,000	\$700,000	\$1,946,333	\$56,530,000

FY14 5307 Activities Funded		Federal	State	Local	Total
2014	AR-5307O ADA Operating Assistance	\$2,000,000	\$0	\$500,000	\$2,500,000
	AR-5307L Bus/Rail Preventive Maintenance	\$30,304,000	\$0	\$7,576,000	\$37,880,000
	AR-5307LI Low Income (JARC)	\$1,081,000	\$0	\$1,082,000	\$2,163,000
	AR-5307B Security Equipment	\$500,000	\$0	\$125,000	\$625,000
	AR-5307N Transit Enhancements	\$470,000	\$0	\$118,000	\$588,000
	Total Funding	\$34,355,000	\$0	\$9,401,000	\$43,756,000

FY15 5307 Activities Funded		Federal	State	Local	Total
2015	AR-5307 ADA Operating Assistance	\$2,800,000	\$0	\$700,000	\$3,500,000
	AR-5307L Bus/Rail Preventive Maintenance	\$31,612,000	\$0	\$7,903,000	\$39,515,000
	AR-5307B Security Equipment	\$480,000	\$0	\$120,000	\$600,000
	AR-5307N Transit Enhancements	\$480,000	\$0	\$120,000	\$600,000
	Total Funding	\$35,372,000	\$0	\$8,843,000	\$44,215,000

FY16 5307 Activities Funded		Federal	State	Local	Total
2016	AR-5307O ADA Operating Assistance	\$2,800,000	\$0	\$700,000	\$3,500,000
	AR-5307B Bus Replacement Program	\$35,300,000	\$0	\$8,825,000	\$44,125,000
	AR-5307LI Low-Income (JARC)	\$350,000	\$0	\$350,000	\$700,000
	AR-5307 Facilities Rehab	\$160,000	\$0	\$40,000	\$200,000
	AR-5307 Line Structure	\$160,000	\$0	\$40,000	\$200,000
	AR-5307 Long Range Transp. Planning	\$160,000	\$0	\$40,000	\$200,000
	AR-5307G Regional Transit Planning	\$160,000	\$0	\$40,000	\$200,000
	AR-5307E Security Equipment	\$640,000	\$0	\$160,000	\$800,000
	AR-5307- Short Range Transit Planning	\$160,000	\$0	\$40,000	\$200,000
	AR-5307 Tools and Equipment	\$360,000	\$0	\$90,000	\$450,000
	AR-5307 Training	\$60,000	\$0	\$15,000	\$75,000
	AR-5307N Transit Enhancements	\$480,000	\$0	\$120,000	\$600,000
	Total Funding	\$40,790,000	\$0	\$10,460,000	\$51,250,000

MARTA cont'd

		Federal	State	Local	Total
2017	FY17 5307 Activities Funded				
	AR-5307O ADA Operating Assistance	\$2,800,000	\$0	\$700,000	\$3,500,000
	AR-5307 Bus Replacement Program	\$960,000	\$0	\$240,000	\$1,200,000
	AR-5307P Preventive Maintenance	\$32,096,000	\$0	\$8,024,000	\$40,120,000
	AR-5307LI Low-Income (JARC)	\$350,000	\$0	\$350,000	\$700,000
	AR-5307E Environmental Rehab	\$300,000	\$0	\$75,000	\$375,000
	AR-5307 Facilities Rehab	\$424,000	\$0	\$106,000	\$530,000
	AR-5307 Line Structure	\$400,000	\$0	\$100,000	\$500,000
	AR-5307 Long Range Transp. Planning	\$760,000	\$0	\$190,000	\$950,000
	AR-5307G Regional Transit Planning	\$640,000	\$0	\$160,000	\$800,000
	AR-5307B Security Equipment	\$640,000	\$0	\$160,000	\$800,000
	AR-5307- Short Range Transit Planning	\$160,000	\$0	\$40,000	\$200,000
	AR-5307 TOD Implementation Avondale	\$360,000	\$0	\$90,000	\$450,000
	AR-5307 Tools and Equipment	\$360,000	\$0	\$90,000	\$450,000
	AR-5307 Training	\$60,000	\$0	\$15,000	\$75,000
AR-5307N Transit Enhancements	\$480,000	\$0	\$120,000	\$600,000	
	Total Funding	\$40,790,000	\$0	\$10,460,000	\$51,250,000

		Federal	State	Local	Total
2018	FY18 5307 Activities Funded				
	Preventive Maintenance	\$25,840,781	\$0	\$6,460,195	\$32,300,976
	Facilities Rehab	\$6,500,000	\$0	\$1,625,000	\$8,125,000
	Bus Overhaul Program	\$1,220,598	\$0	\$305,150	\$1,525,748
	Bus Procurement	\$4,699,318	\$0	\$1,174,830	\$5,874,148
	Long Range Transportation Planning	\$1,201,131	\$0	\$300,283	\$1,501,414
	Short Range Transportation Planning	\$1,201,130	\$0	\$300,283	\$1,501,413
	Workforce Development/Training	\$2,402,261	\$0	\$600,565	\$3,002,826
	Security Equipment	\$480,000	\$0	\$120,000	\$600,000
	Transit Enhancements	\$4,500,000	\$0	\$1,125,000	\$5,625,000
	Total Funding	\$48,045,219	\$0	\$12,011,305	\$60,056,524

MARTA

Section 5337 High Intensity Motorbus (Years of Fund Availability: Year + 3)

Funding Balance Summary: Annual Allocations, Fund Usage, Transfers & Funding Balance

FY	Annual Funding Summary	Total Federal Funding
2013	FY13 Allocation	\$386,238
	Funds applied to MARTA (GA-2016-013)	-\$386,238
	Balance Carried Forward	\$0
2014	FY14 Allocation	\$294,189
	Funds applied to MARTA (GA-2016-013)	-\$294,189
	Balance Carried Forward	\$0
2015	FY15 Allocation - Continuing Resolution Partial Amount	\$220,658
	FY15 Allocation - Full Year Remainder	\$60,783
	FY15 Funds June 2018 (lapsing per FTA)	\$308,537
	Funds applied to MARTA (GA-2016-013)	-\$281,441
	Balance Carried Forward	\$308,537
2016	FY16 Allocation	\$403,256
	FY14 - FY16 Unallocated Shared Segment	\$50,000
	Funds applied to MARTA (GA-2016-013)	-\$403,256
	Balance Carried Forward	\$358,537
2017	FY17 Allocation - Continuing Resolution Partial Amount	\$256,944
	FY17 Allocation - Full Year Remainder	\$198,540
	Balance Carried Forward	\$814,021
2018	FY18 Allocation	\$545,198
	Funds applied to MARTA	-\$545,198
	Balance Carried Forward	\$814,021
2019	FY19 Allocation	\$539,562
	Balance Carried Forward	\$1,353,583

Funding Used Itemized by Activity

2013	FY13 Activities Funded	Federal	State	Local	Total
	Total Funding				

2014	FY14 Activities Funded	Federal	State	Local	Total
	Total Funding				

2015	FY15 Activities Funded	Federal	State	Local	Total
	Total Funding				

2016	FY16 Activities Funded	Federal	State	Local	Total
	Total Funding				

MARTA cont'd

2017	FY17 Activities Funded	Federal	State	Local	Total
	Total Funding				

2018	FY18 Activities Funded	Federal	State	Local	Total
		Preventive Maintenance	\$545,198	\$0	\$136,300
	Total Funding	\$545,198	\$0	\$136,300	\$681,498

MARTA

Section 5337 Fixed Guideway (Years of Fund Availability: Year + 3)

Funding Balance Summary: Annual Allocations, Fund Usage, Transfers & Funding Balance

FY	Annual Funding Summary	Total Federal Funding
2013	FY13 Allocation	\$46,194,324
	Funds applied to MARTA (GA-54-0001)	-\$26,000,000
	Funds applied to MARTA (GA-54-0001-01)	-\$18,000,000
	Balance Carried Forward	\$2,194,324
2014	FY14 Allocation	\$41,707,261
	Funds applied to MARTA (GA-54-0001-02)	-\$27,707,000
	Funds applied to MARTA (GA-54-0001-01)	-\$14,000,000
	FY14 funds June 2017 (lapsing per FTA)	\$99,956
	FY14 funds March 2017 (lapsing)	\$261
	Balance Carried Forward	\$2,294,802
2015	FY15 Allocation	\$39,652,743
	Funds applied to MARTA (GA-54-0001-02)	-\$10,000,000
	Funds applied to MARTA (GA-2016-013)	-\$29,284,876
	Balance Carried Forward	\$2,662,669
2016	FY16 Allocation	\$45,733,773
	Funds applied to MARTA (GA-2017-032)	-\$47,784,388
	Balance Carried Forward	\$612,054
2017	FY17 Allocation - Continuing Resolution Partial Amount	\$27,624,589
	FY17 Allocation - Full Year Remainder	\$21,344,937
	Balance Carried Forward	\$49,581,580
2018	FY18 Allocation	\$57,429,452
	Funds applied to MARTA	-\$57,429,453
	Balance Carried Forward	\$49,581,579
2019	FY19 Allocation	\$55,464,725
	Balance Carried Forward	\$105,046,304

Funding Used Itemized by Activity

2013	FY13 5337 Activities Funded	Federal	State	Local	Total
		Total Funding			

2014	FY14 5337 Activities Funded	Federal	State	Local	Total
	AR-5337A Line Structure Rehab	\$11,707,000	\$0	\$2,927,000	\$14,634,000
	AR-5337A Preventive Maint.	\$20,000,000	\$0	\$5,000,000	\$25,000,000
	AR-5337A Station Rehab/Equipment	\$10,000,000	\$0	\$2,500,000	\$12,500,000
	AR-5337A Clean Fuel Buses	\$294,000	\$0	\$74,000	\$368,000
	Total Funding	\$42,001,000	\$0	\$10,501,000	\$52,502,000

MARTA cont'd

2015	FY15 5337 Activities Funded	Federal	State	Local	Total
	AR-5337A Line Structure Rehab	\$9,638,000	\$0	\$2,410,000	\$12,048,000
	AR-5337A Preventive Maint.	\$20,000,000	\$0	\$5,000,000	\$25,000,000
	AR-5337A Station Rehab/Equip	\$10,000,000	\$0	\$2,500,000	\$12,500,000
	AR-5337 A Clean Fuel Bus	\$299,000	\$0	\$75,000	\$374,000
	Total Funding	\$39,937,000	\$0	\$9,985,000	\$49,922,000

2016	FY16 5337 Activities Funded	Federal	State	Local	Total
	AR-5337A Line Structure Rehab	\$10,480,000	\$0	\$2,620,000	\$13,100,000
	AR-5337A Rail Car Procurement	\$400,000	\$0	\$100,000	\$500,000
	AR-5337A Rail Car Rehab	\$320,000	\$0	\$80,000	\$400,000
	AR-5337A Preventive Maint.	\$20,000,000	\$0	\$5,000,000	\$25,000,000
	AR-5337A Station Rehab/Equipment	\$10,000,000	\$0	\$2,500,000	\$12,500,000
	AR-5337A Clean Fuel Buses	\$800,000	\$0	\$200,000	\$1,000,000
	Total Funding	\$42,000,000	\$0	\$10,500,000	\$52,500,000

2017	FY17 5337 Activities Funded	Federal	State	Local	Total
	AR-5337A Line Structure Rehab	\$10,080,000	\$0	\$2,520,000	\$12,600,000
	AR-5337A Rail Car Procurement	\$400,000	\$0	\$100,000	\$500,000
	AR-5337A Rail Car Rehab	\$320,000	\$0	\$80,000	\$400,000
	AR-5337A Preventive Maintenance	\$20,000,000	\$0	\$5,000,000	\$25,000,000
	AR-5337A TOD Avondale	\$400,000	\$0	\$100,000	\$500,000
	AR-5337A Station Rehab/Equipment	\$10,000,000	\$0	\$2,500,000	\$12,500,000
	AR-5337A Clean Fuel Buses	\$800,000	\$0	\$200,000	\$1,000,000
	Total Funding	\$42,000,000	\$0	\$10,500,000	\$52,500,000

2018	FY18 5337 Activities Funded	Federal	State	Local	Total
	Preventive Maintenance	\$31,431,097	\$0	\$7,857,774	\$39,288,871
	Rail Station Rehab Program	\$9,000,000	\$0	\$2,250,000	\$11,250,000
	Line Structure	\$16,998,355	\$0	\$4,249,589	\$21,247,944
	Total Funding	\$57,429,452	\$0	\$14,357,363	\$71,786,815

MARTA

Section 5339 (Years of Fund Availability: Year + 3)

Funding Balance Summary: Annual Allocations, Fund Usage, Transfers & Funding Balance

FY	Annual Funding Summary	Total Federal Funding
2013	FY13 Allocation	\$2,888,868
	Funds applied to MARTA (GA-34-0001)	-\$2,619,929
	FY13 Residual	\$94,480
	Balance Carried Forward	\$363,419
2014	FY14 Allocation	\$2,941,397
	FY14 Residual	\$66,979
	Funds applied to MARTA (GA-34-0001-01)	-\$3,304,816
	Funds applied to MARTA (GA-2017-029)	-\$66,979
	Balance Carried Forward	\$0
2015	FY15 Allocation - Continuing Resolution Partial Amount	\$2,014,699
	FY15 Allocation - Full Year Remainder	\$1,012,495
	Funds applied to MARTA (GA-2017-029)	-\$1,012,495
	Funds applied to MARTA (GA-34-0001-02)	-\$2,014,699
	Balance Carried Forward	\$0
2016	FY13 - FY15 Residual	\$32,694
	FY16 Allocation	\$2,926,602
	Funds applied to MARTA (GA-2017-029)	-\$2,959,296
	Balance Carried Forward	\$0
2017	FY17 Allocation - Continuing Resolution Partial Amount	\$1,737,484
	FY17 Allocation - Full Year Remainder	\$1,367,943
	Balance Carried Forward	\$3,105,427
2018	FY18 Allocation	\$4,371,064
	Balance Carried Forward	\$7,476,491
2019	FY19 Allocation	\$4,032,037
	Balance Carried Forward	\$11,508,528
FY	Balance Forward Project Administration Suballocation	\$0
2013	FY13 Allocation	\$27,078
	Funds transferred to Cobb County (GA-34-0003)	-\$5,392
	Balance Carried Forward	\$21,686
2014	FY14 Allocation	\$27,855
	Funds applied to MARTA (GA-2017-029)	-\$49,541
	Balance Carried Forward	\$0

Funding Used Itemized by Activity

2013	FY13 Activities Funded	Federal	State	Local	Total
	Total Funding				

2014	FY14 Activities Funded	Federal	State	Local	Total
	Total Funding				

2015	FY15 Activities Funded	Federal	State	Local	Total
	Total Funding				

2016	FY16 Activities Funded	Federal	State	Local	Total
	Total Funding				

2017	FY17 Activities Funded	Federal	State	Local	Total
	Total Funding				

2018	FY18 Activities Funded	Federal	State	Local	Total
	Facilities Rehab	\$2,175,809	\$0	\$543,952	\$2,719,761
	Bus Procurement	\$2,195,255	\$0	\$548,814	\$2,744,069
	Total Funding	\$4,371,064	\$0	\$1,092,766	\$5,463,830

Newton County

Section 5307 (Years of Fund Availability: Year + 5)

Funding Balance Summary: Annual Allocations, Fund Usage, Transfers & Funding Balance

FY	Annual Funding Summary	Total Federal Funding
2013	FY13 Allocation - Continuing Resolution Partial Amount	\$118,191
	FY13 Allocation - Full Year Remainder	\$127,380
	Amount Returned to Regional Residual	-\$245,571
	Balance Carried Forward	\$0
2014	FY14 Allocation	\$260,282
	Amount Returned to Regional Residual	-\$260,282
	Balance Carried Forward	\$0
2015	FY15 Allocation - Continuing Resolution Partial Amount	\$171,970
	FY15 Allocation - Full Year Remainder	\$86,339
	Amount Returned to Regional Residual	-\$258,309
	Balance Carried Forward	\$0
2016	FY16 Allocation	\$256,006
	Adjusted Section 5340	\$1,831
	Amount Returned to Regional Residual	-\$256,006
	Balance Carried Forward	\$1,831
2017	FY17 Allocation - Continuing Resolution Partial Amount	\$154,601
	FY17 Allocation - Full Year Remainder	\$118,076
	Amount Returned to Regional Residual	-\$272,677
	Amount Returned to Regional Residual (FY16 5340)	-\$1,831
	Balance Carried Forward	\$0
2018	FY18 Allocation	\$285,931
	Balance Carried Forward	\$285,931
2019	FY19 Allocation	\$286,206
	Balance Carried Forward	\$572,137

Paulding County

Section 5307 (Years of Fund Availability: Year + 5)

Funding Balance Summary: Annual Allocations, Fund Usage, Transfers & Funding Balance

FY	Annual Funding Summary	Total Federal Funding
2013	FY13 Allocation - Continuing Resolution Partial Amount	\$188,379
	FY13 Allocation - Full Year Remainder	\$203,026
	Amount Transferred to GRTA	-\$391,405
	Balance Carried Forward	\$0
2014	FY14 Allocation	\$414,852
	Amount Transferred to GRTA	-\$414,852
	Balance Carried Forward	\$0
2015	FY15 Allocation - Continuing Resolution Partial Amount	\$274,095
	FY15 Allocation - Full Year Remainder	\$137,612
	Amount Transferred to GRTA	-\$411,707
	Balance Carried Forward	\$0
2016	FY16 Allocation	\$408,037
	Adjusted Section 5340	\$2,918
	Amount Transferred to GRTA	-\$410,955
	Balance Carried Forward	\$0
2017	FY17 Allocation - Continuing Resolution Partial Amount	\$246,411
	FY17 Allocation - Full Year Remainder	\$188,197
	Amount Transferred to GRTA	-\$434,608
	Balance Carried Forward	\$0
2018	FY18 Allocation	\$455,734
	Amount Transferred to GRTA	-\$455,734
	Balance Carried Forward	\$0
2019	FY19 Allocation	\$456,172
	Funds Applied to Paulding County	-\$250,000
	Amount Transferred to GRTA	-\$206,172
	Balance Carried Forward	\$0

Funding Used Itemized by Activity

	FY19 Activities Funded	Federal	State	Local	Total
2019	Paulding County Transit Assessment and Needs Study	\$250,000	\$0	\$62,500	\$312,500
	Total Funding	\$250,000	\$0	\$62,500	\$312,500

Pike County

Section 5307 (Years of Fund Availability: Year + 5)

Funding Balance Summary: Annual Allocations, Fund Usage, Transfers & Funding Balance

FY	Annual Funding Summary	Total Federal Funding
2013	FY13 Allocation - Continuing Resolution Partial Amount	\$270
	FY13 Allocation - Full Year Remainder	\$292
	Amount Returned to Regional Residual	-\$562
	Balance Carried Forward	\$0
2014	FY14 Allocation	\$596
	Amount Returned to Regional Residual	-\$596
	Balance Carried Forward	\$0
2015	FY15 Allocation - Continuing Resolution Partial Amount	\$394
	FY15 Allocation - Full Year Remainder	\$197
	Amount Returned to Regional Residual	-\$591
	Balance Carried Forward	\$0
2016	FY16 Allocation	\$586
	Adjusted Section 5340	\$5
	Amount Returned to Regional Residual	-\$586
	Balance Carried Forward	\$5
2017	FY17 Allocation - Continuing Resolution Partial Amount	\$354
	FY17 Allocation - Full Year Remainder	\$270
	Amount Returned to Regional Residual (FY16 5340)	-\$5
	Amount Transferred to GDOT FY17	-\$624
	Balance Carried Forward	\$0
2018	FY18 Allocation	\$654
	Balance Carried Forward	\$654
2019	FY19 Allocation	\$655
	Balance Carried Forward	\$1,309

Rockdale County

Section 5307 (Years of Fund Availability: Year + 5)

Funding Balance Summary: Annual Allocations, Fund Usage, Transfers & Funding Balance

FY	Annual Funding Summary	Total Federal Funding
2013	FY13 Allocation - Continuing Resolution Partial Amount	\$132,615
	FY13 Allocation - Full Year Remainder	\$142,925
	Amount Transferred to GRTA	-\$275,540
	Balance Carried Forward	\$0
2014	FY14 Allocation	\$292,046
	Amount Transferred to GRTA	-\$292,046
	Balance Carried Forward	\$0
2015	FY15 Allocation - Continuing Resolution Partial Amount	\$192,957
	FY15 Allocation - Full Year Remainder	\$96,975
	Amount Transferred to GRTA	-\$289,932
	Balance Carried Forward	\$0
2016	FY16 Allocation	\$287,249
	Adjusted Section 5340	\$2,054
	Amount Transferred to GRTA	-\$289,303
	Balance Carried Forward	\$0
2017	FY17 Allocation - Continuing Resolution Partial Amount	\$173,468
	FY17 Allocation - Full Year Remainder	\$132,486
	Amount Transferred to GRTA	-\$305,954
	Balance Carried Forward	\$0
2018	FY18 Allocation	\$320,826
	Amount Transferred to GRTA	-\$320,826
	Balance Carried Forward	\$0
2019	FY19 Allocation	\$321,135
	Balance Carried Forward	\$321,135

Spalding County

Section 5307 (Years of Fund Availability: Year + 5)

Funding Balance Summary: Annual Allocations, Fund Usage, Transfers & Funding Balance

FY	Annual Funding Summary	Total Federal Funding
2013	FY13 Allocation - Continuing Resolution Partial Amount	\$70,832
	FY13 Allocation - Full Year Remainder	\$76,339
	Amount Returned to Regional Residual	-\$147,171
	Balance Carried Forward	\$0
2014	FY14 Allocation	\$155,987
	Balance Carried Forward	\$155,987
2015	FY15 Allocation - Continuing Resolution Partial Amount	\$103,062
	FY15 Allocation - Full Year Remainder	\$51,742
	Balance Carried Forward	\$310,791
2016	FY16 Allocation	\$153,425
	Adjusted Section 5340	\$1,097
	Balance Carried Forward	\$465,313
2017	FY17 Allocation - Continuing Resolution Partial Amount	\$92,652
	FY17 Allocation - Full Year Remainder	\$70,763
	Balance Carried Forward	\$628,728
2018	FY18 Allocation	\$171,359
	Balance Carried Forward	\$800,087
2019	FY19 Allocation	\$171,523
	Balance Carried Forward	\$971,610

Funding Used Itemized by Activity

2013	FY13 5307 Activities Funded	Federal	State	Local	Total
	Total Funding				

2014	FY14 5307 Activities Funded	Federal	State	Local	Total
		AR-SP-5307 Mobility Management Study	\$155,987	\$0	\$38,997
	Total Funding	\$155,987	\$0	\$38,997	\$194,984

2015	FY15 5307 Activities Funded	Federal	State	Local	Total
	Total Funding				

2016	FY16 5307 Activities Funded	Federal	State	Local	Total
	Total Funding				

Spalding cont'd

2017	FY17 5307 Activities Funded	Federal	State	Local	Total
	Total Funding				

2018	FY18 5307 Activities Funded	Federal	State	Local	Total
	Total Funding				

Walton County

Section 5307 (Years of Fund Availability: Year + 5)

Funding Balance Summary: Annual Allocations, Fund Usage, Transfers & Funding Balance

FY	Annual Funding Summary	Total Federal Funding
2013	FY13 Allocation - Continuing Resolution Partial Amount	\$44,337
	FY13 Allocation - Full Year Remainder	\$47,783
	Amount Returned to Regional Residual	-\$92,120
	Balance Carried Forward	\$0
2014	FY14 Allocation	\$97,639
	Amount Returned to Regional Residual	-\$97,639
	Balance Carried Forward	\$0
2015	FY15 Allocation - Continuing Resolution Partial Amount	\$64,511
	FY15 Allocation - Full Year Remainder	\$32,388
	Amount Returned to Regional Residual	-\$96,899
	Balance Carried Forward	\$0
2016	FY16 Allocation	\$96,035
	Adjusted Section 5340	-\$96,035
	Amount Returned to Regional Residual	\$687
	Balance Carried Forward	\$687
2017	FY17 Allocation - Continuing Resolution Partial Amount	\$57,995
	FY17 Allocation - Full Year Remainder	\$44,294
	Amount Returned to Regional Residual (FY16 5340)	-\$687
	Balance Carried Forward	\$102,289
2018	FY18 Allocation	\$107,261
	Balance Carried Forward	\$209,550
2019	FY19 Allocation	\$107,364
	Balance Carried Forward	\$316,914

Projects Flexed from Federal Highway Administration to the Federal Transit Administration

ARC ID	GDOT PI	Temporary FAIN Number	Agency	Fund Source	Fiscal Year	State	Local	Flex Project Description
FY 2014 Flex Projects								
AT-290	0013133	GA-95-X034	City of Atlanta	CMAQ	2014		\$3,050,000	OPERATIONS ASSISTANCE (START-UP) FOR ATLANTA STREETCAR SERVICE
AT-284	0012872	GA-95-X035	City of Atlanta	TAP	2014		\$1,145,000	CITY OF ATLANTA PEDESTRIAN ACCESSIBILITY IMPROVEMENTS
M-AR-313	0013144	GA-95-X033	MARTA	CMAQ	2014		\$1,621,113	MARTA RAIL SERVICE FREQUENCY IMPROVEMENTS
M-AR-312	0012644	GA-95-X031	MARTA	STP - Urban	2014		\$205,000	MARTA RAIL STATIONS - TRANSIT BICYCLE AND PEDESTRIAN ACCESS IMPROVEMENTS
AR-046-M	0013055	GA-95-X027-02	MARTA	STP - Urban	2014		\$2,500,000	TRANSIT SYSTEM CAPITAL AND PREVENTIVE MAINTENANCE PROGRAM - MARTA FY 2014 ALLOCATION
AR-046-CO	0013054	GA-95-X025	Cobb County	STP - Urban	2014		\$900,000	COBB COMMUNITY TRANSIT FIXED ROUTE BUS PURCHASE
AR-046-CO	0013054	GA-95-X025	Cobb County	STP - Urban	2014		\$150,000	COBB COMMUNITY TRANSIT PEDESTRIAN AND BICYCLE FACILITIES
AR-046-CO	0013054	GA-95-X025	Cobb County	STP - Urban	2014		\$100,000	COBB COMMUNITY TRANSIT PREVENTIVE MAINTENANCE
AR-046-CO	0013054	GA-95-X025	Cobb County	STP - Urban	2014		\$100,000	COBB COMMUNITY TRANSIT ADA PARATRANSIT OPERATIONS
DK-406	0012611	GA-95-X030	GDOT	STP - Urban	2014	\$527,360		CLAIREMONT-COMMERCE-CHURCH BICYCLE/PEDESTRIAN IMPROVEMENTS
DK-407	0012612	GA-05-X030	GDOT	STP - Urban	2014	\$569,500		NEW PEACHTREE ROAD BICYCLE/PEDESTRIAN IMPROVEMENTS FROM NORTH OF SHALLOWFORD ROAD TO STEWART ROAD
FY 2015 Flex Projects								
AT-273	0012589		City of Atlanta	STP - Urban	2015		\$400,000	MOORES MILL ROAD EXTENSION & TRANSIT LAYOVER FACILITY
M-AR-314	0013146	GA-95-X033-01	MARTA	CMAQ	2015		\$1,446,113	PURCHASE OF CNG BUSES-REPLACEMENT
M-AR-313A	0013145	GA-95-X033-01	MARTA	CMAQ	2015		\$128,778	MARTA RAIL SERVICE FREQUENCY IMPROVEMENTS
CO-453	0013137	GA-95-X036	Cobb County	CMAQ	2015		\$400,000	COBB COMMUNITY TRANSIT ROUTE 10X OPERATING ASSISTANCE
AT-271	0012587	GA-95-X035	City of Atlanta	STP - Urban	2015		\$1,824,335	JUNIPER STREET BICYCLE/PEDESTRIAN FACILITIES FROM PONCE DE LEON AVENUE TO 14TH STREET
AT-279	0012595	GA-95-X035	City of Atlanta	STP - Urban	2015		\$47,000	US 19 (SPRING STREET) PEDESTRIAN MOBILITY AND SAFETY IMPROVEMENTS FROM PEACHTREE STREET TO 17TH STREET (PE ONLY)
FY 2016 Flex Projects								
AR-490A	0014991	GA-95-X052	City of Atlanta	STP - Urban	2016		\$700,000	ATLANTA STREETCAR EAST EXTENSION
AT-291	0013134	GA-95-X051	City of Atlanta	CMAQ	2016		\$75,000	TRANSIT REAL TIME ARRIVAL INFORMATION PILOT PROJECT
AT-284	0012872	GA-95-X054	City of Atlanta	TAP	2016		\$325,000	CITY OF ATLANTA PEDESTRIAN ACCESSIBILITY IMPROVEMENTS
AT-272	0012588	GA-95-X035	City of Atlanta	STP - Urban	2016		\$387,725	MARTIN LUTHER KING JR. DRIVE COMPLETE STREET RETROFIT
DK-406	0012611	GA-95-X030-00	GDOT	STP - Urban	2016	\$225,000		CLAIREMONT-COMMERCE-CHURCH BICYCLE/PEDESTRIAN IMPROVEMENTS
CO-550	0015134	GA-95-X055	Cobb County	STP - Urban	2016		\$347,816	CCT - FIXED ROUTE BUS REPLACEMENT
AR-550	0015135	GA-95-X056	GRTA	STP - Urban	2016	\$347,816		GRTA - XPRESS BUS MAINTENANCE & REHABILITATION
GW-550	0015133	GA-95-X057	Gwinnett County	STP - Urban	2016		\$106,891	GCT - PURCHASE PARATRANSIT VEHICLES
M-AR-274B2	0015137	GA-95-X050	MARTA	STP - Urban	2016		\$347,816	MARTA - BUS PROCUREMENT - REPLACEMENT
DK-440	0015070	GA-95-X050	MARTA	STP - Urban	2016		\$1,055,000	MEDICAL CENTER TO DUNWOODY MARTA PEDESTRIAN/BICYCLE AND TRANSIT CONNECTIVITY IMPROVEMENTS
M-AR-316	0015092	GA-95-X050	MARTA	STP - Urban	2016		\$1,000,000	AVONDALE MARTA STATION INTERMODAL FACILITY

Projects Flexed from Federal Highway Administration to the Federal Transit Administration

ARC ID	GDOT PI	Temporary FAIN Number	Agency	Fund Source	Fiscal Year	State	Local	Flex Project Description
FY 2017 Flex Projects								
AR-375E	15698	5891-2017-3	GRTA	CMAQ	2017	\$500,000		GRTA BUS PURCHASE IN SUPPORT OF MANAGED LANES EXPANSION
M-AR-318	0015094	1101-2016-6	MARTA	STP - Urban	2017		\$375,000	REGIONAL BUS STOP SIGNAGE UPGRADE
M-AR-274B2	0015137	1101-2017-2	MARTA	CMAQ	2017		\$1,000,000	MARTA - BUS PROCUREMENT - REPLACEMENT
AR-420	15525	1101-2016-6	MARTA	STP - Urban	2017		\$129,600	I-20 EAST TRANSIT INITIATIVE - PHASE I HEAVY RAIL TRANSIT EXTENSION
AR-5337B-GW	15526	5440-2017-2	Gwinnett County	STP - Urban	2017		\$8,950,000	HIGH INTENSITY MOTORBUS STATE OF GOOD REPAIR FORMULA FUNDS FOR GWINNETT COUNTY
AR-551	0015527	GA-2874-2017-1	Cobb County	STP - Urban	2017		\$250,000	COBB EXPRESS BUS REHABILITATION
CO-453	0013137	GA-2874-2017-2	Cobb County	CMAQ	2017		\$740,000	COBB COMMUNITY TRANSIT ROUTE 10X OPERATING ASSISTANCE
AR-550	0015135	GA-2017-002-01	GRTA	STP - Urban	2017	\$8,171,168		GRTA - XPRESS BUS MAINTENANCE & REHABILITATION
AT-299	14997	2879-2017-1	City of Atlanta	TAP	2017		\$66,000	LEE STREET TRAIL
AT-277A	14993	2879-2016-P1	City of Atlanta	TAP	2017		\$47,500	CYCLE ATLANTA PHASE 1.0 - IMPLEMENTATION
M-AR-317	15093	1101-2016-6	MARTA	STP - Urban	2017		\$500,000	BROOKHAVEN MARTA STATION PEDESTRIAN ACCESS IMPROVEMENTS
FY 2018 Flex Projects								
AR-512	0015994	5891-2018-3	SRTA	STBG	2018	\$500,000		GRTA XPRESS BREEZE MIGRATION & MOBILE TICKETING
AR-5307-GRTA	0015973	5891-2018-3	SRTA	STBG	2018	\$250,000		FTA SECTION 5307/5340 FORMULA FUNDS ALLOCATION FOR GRTA
AR-375E	0015698	5891-2018-3	SRTA	CMAQ	2018	\$250,000		GRTA BUS PURCHASE IN SUPPORT OF MANAGED LANES EXPANSION
AR-513	0015995	5891-2018-3	SRTA	STBG	2018	\$2,200,000		XPRESS SUGARLOAF PARK-AND-RIDE EXPANSION
AR-550	0015135	5891-2018-3	SRTA	STBG	2018	\$850,000		XPRESS BUS MAINTENANCE AND REHABILITATION
AT-299	0014997	2879-2017-1	City of Atlanta	STBG	2018		\$1,563,260	LEE STREET TRAIL
GW-418	0016071	5440-2018-4	Gwinnett County	STBG	2018		\$400,000	INDIAN TRAIL PARK AND RIDE LOT IMPROVEMENTS
M-AR-274B2	0015137	1101-2018-2	MARTA	CMAQ	2018		\$1,000,000	MARTA CLEAN BUS PROCUREMENT
M-AR-320	0016075	1101-2018-1	MARTA	STBG	2018		\$940,000	EDGEWOOD/CANDLER PARK MARTA STATION IMPROVEMENTS
FY 2019 Flex Projects								
AR-513	0015995	5891-2018-3	SRTA	STBG	2019	\$250,000		XPRESS SUGARLOAF PARK-AND-RIDE EXPANSION
AR-5337B-GW	0015526	007-00 and GA-2016-006	Gwinnett County	STBG	2019		\$135,000	INDIAN TRAIL PARK AND RIDE LOT IMPROVEMENTS
AR-551	0015527	GA-2016-006	Cobb County	STBG	2019		\$250,000	COBB EXPRESS BUS REHABILITATION
AR-651	0016364	5891-2018-3	GRTA	CMAQ	2019	\$325,000		GRTA XPRESS NORTHWEST CORRIDOR SERVICE EXPANSION (OPERATING ASSISTANCE)
CO-469	0016366	2874-2018-1	Cobb County	CMAQ	2019		\$340,000	COBBLINC WEEKEND TRANSIT SERVICE (OPERATING ASSISTANCE)
CO-470	0016028	2874-2018-1	Cobb County	TAP	2019		\$146,333	WEST ATLANTA STREET TRAIL
CO-471	0016034	2874-2019-1	Cobb County	STBG	2019		\$510,600	SR 139 (MABLETON PARKWAY) TRAIL - PHASE I
CO-471	0016034	2874-2019-1	Cobb County	TAP	2019		\$309,400	SR 139 (MABLETON PARKWAY) TRAIL - PHASE I
CO-472	0016036	2874-2018-1	Cobb County	STBG	2019		\$100,000	SR 139 (MABLETON PARKWAY) TRAIL - PHASE II
DK-406	0012611	GA-2017-037-00	GDOT	STBG	2019		\$339,442	CLAIREMONT-COMMERCE-CHURCH BICYCLE/PEDESTRIAN IMPROVEMENTS
DO-450	0016367	5409-2018-3	Douglas County	CMAQ	2019		\$400,000	DOUGLAS COUNTY FIXED ROUTE PUBLIC BUS SERVICE (OPERATING ASSISTANCE)
FN-205	0016061	1101-2018-5	City of Sandy Springs (MARTA serves as FTA recipient)	STBG	2019		\$1,560,944	SR 9/US 19 (ROSWELL ROAD) TRANSIT ACCESS PROJECT
GW-416	0016368	5440-2018-5	Gwinnett County	CMAQ	2019		\$336,000	GWINNETT TRANSIT SERVICE ENHANCEMENT (OPERATING ASSISTANCE) - PHASE 1
GW-418	0016071	GA-2018-015-00	Gwinnett County	STBG	2019		\$115,000	HIGH INTENSITY MOTORBUS STATE OF GOOD REPAIR FORMULA FUNDS FOR GWINNETT COUNTY
M-AR-314	0013146	1101-2018-2	MARTA	STBG	2019		\$250,000	PURCHASE OF CNG BUSES-REPLACEMENT
M-AR-450	0016371	1101-2018-6	MARTA	CMAQ	2019		\$2,100,000	MORE MARTA INITIATIVE SERVICE EXPANSION (OPERATING ASSISTANCE) - PHASE I